

# **TRIUMPH**

# **REPLACEMENT PARTS CATALOGUE**

**FOR**

**1981**

**BONNEVILLE 750 T140ES**

**BONNEVILLE 750 T140E**

**TIGER 750 TR7V**

**TIGER 750 TR7VS**

**Publication 99-7502**

Published May 1981  
Printed by Abbot Litho Press Ltd  
Quay Road, Newton Abbot 6716

## INTRODUCTION

### ENGINE AND FRAME NUMBERS

The engine number is located on the left side of the engine, immediately below the cylinder barrel to crankcase flange.

The frame number is located on the left side of the frame headlug, beneath the fork top lug and forward of the gasoline tank.

Both the engine and frame number should be quoted in full in any correspondence relating to the machine.




COPYRIGHT

All rights reserved. No part of this publication may be reproduced without permission.

## INDEX

	Page		Page
AIR CLEANER	71	PETROL TANK	69
ALTERNATOR	13,41	PISTONS, OVERSIZE & RING SETS	11
		PISTONS	13
BATTERY CARRIER	87	PROP STAND	45
BRAKE SWITCH	85	PUSH RODS	21,23
BREATHER PIPES	51		
		REAR BRAKE	63,65
CAMSHAFT, INLET & EXHAUST	13	REAR WHEEL	61
CARBURETOR	25,27	RECTIFIER	85
CENTRE STAND	45	ROCKERS	21,23
CHAINS	41		
CHAINCASE	41	SERVICE TOOLS	10
CLUTCH	39	SIDE PANELS	71
CLUTCH LEVER ASSEMBLY	37	SILENCERS	43
COIL	85	SOLENOID	89
CONDENSORS	85	SPARK PLUG	85
CONNECTING RODS	13	SPEEDOMETER	83
CONTROL CABLES	79	SPEEDOMETER GEARBOX	61
CONTROL LEVERS	77	STARTER MOTOR	31
CRANKCASE	15	SUSPENSION UNITS	47
CRANKSHAFT	13	SWINGING FORK	47
CYLINDERS	21,23	SWITCHES	77,87
CYLINDER HEAD	21,23		
		TACHOMETER	83
ELECTRICAL PARTS	85,87,89	TACHOMETER GEARBOX	83
EXHAUST PIPES	43	TAIL LAMP	75
		TAPPETS	19
FLASHERS	87	TIMING COVER	29,31
FOOTRESTS	49	TIMING GEARS	13
FRAME	45	TOOLKIT	81
FRONT BRAKE	59	TWIN SEAT	67
FRONT FORKS	53,55		
FRONT WHEEL	57	VALVES	21,23
		VALVE GUIDES	21,23
GASKET SETS	11	VALVE GUIDE SETS	11
GEARBOX	33,35,37		
		WIRING HARNESS	87
HANDLEBARS	77		
HEADLAMP	87	ZENER DIODE	85
HORN	85		
		T140 EXECUTIVE PARTS	90
KICKSTARTER	37		
MANIFOLD	19		
MOTOR PLATES	49		
MOTOR TORQUE STAY	49		
MUDGUARDS	73		
OIL PIPES	51		
OIL PUMP	17		
OIL PRESSURE RELEASE VALVE	17		




### TIGER 750 (TR7) TECHNICAL DATA

Bore & Stroke		76x82mm/2.992x3 ins.
Capacity		747 cc/ 45 cu.ins.
Compression Ratio		7.9:1
Spark Plugs		Champion N5
Carburetter		Amal Concentric
	Main Jet	270
	Needle Jet	106
	Needle	STD
	Throttle Valve	No 3
Gearbox Sprocket		20 Teeth
Chains	Front	Triplex 3/8 in. pitch x 84 links
	Rear	5/8 in. x 3/8 in. x 106 links
Capacities	Fuel Tank	4 Galls (IMP)
	Oil Tank	4 Pints
	Gearbox	7/8 Pint (500 cc)
	Front Forks	1/3 Pint (190 cc)
Tyre Size	Front	4.10 x 19
	Rear	4.10 x 18




### U.S.C. TIGER 750 (TR7) TECHNICAL DATA

Bore & Stroke		76x82 mm/2.992x3.228 ins.
Capacity		747 cc/45 cu.ins.
Compression Ratio		7.9:1
Spark Plugs		Champion N5
Carburetter	Amal Concentric	
	Main Jet	270
	Needle Jet	106
	Needle	STD
	Throttle Valve	No 3
Gearbox Sprocket		20 Teeth
Chains	Front	Triplex 3/8 in. pitch x 84 links
	Rear	5/8 in. x 3/8 in. x 106 links
Capacities	Fuel Tank	2.8 Galls (IMP)
	Oil Tank	4 Pints
	Gearbox	7/8 Pint (500 cc)
	Front Forks	1/3 Pint (190 cc)
Tyre Size	Front	4.10 x 19
	Rear	4.10 x 18



### BONNEVILLE (T140E) TECHNICAL DATA

Bore & Stroke		76x82 mm/2.992x3.228 ins.
Capacity		747 cc/45 cu.ins.
Compression Ratio		7.9:1
Spark Plugs		Champion N5
Carburettor		Amal Concentric MK II
	Main Jet	200
	Needle Jet	105
	Needle	2C3
	Throttle Valve	No. 3
Gearbox Sprocket		20 Teeth
Chains	Front	Triplex 3/8 in. pitch x 84 links
	Rear	5/8 in. x 3/8 in. x 106 links
Capacities	Fuel Tank	4 Galls (IMP)
	Oil Tank	4 Pints
	Gearbox	7/8 Pint (500 cc)
	Front Forks	1/3 Pint (190 cc)
Tyre Size	Front	4.10 x 19
	Rear	4.10 x 18



### USA BONNEVILLE (T140E) TECHNICAL DATA

Bore & Stroke		76x82 mm/2.992x3.228 ins.
Capacity		747 cc/45 cu.ins.
Compression Ratio		7.9:1
Spark Plugs		Champion N5
Carburetter		Amal Concentric Mk II
	Main Jet	200
	Needle Jet	105
	Needle	2C3
	Throttle Valve	No. 3
Gearbox Sprocket		20 Teeth
Chains	Front	Triplex 3/8 in. pitch x 84 links
	Rear	5/8 in. x 3/8 in. x 106 links
Capacities	Fuel Tank	2.8 Galls (IMP)
	Oil Tank	4 Pints
	Gearbox	7/8 Pint (500 cc)
	Front Forks	1/3 Pint (190 cc)
Tyre Size	Front	4.10 x 19
	Rear	4.10 x 18





## HOW TO USE THIS PARTS CATALOGUE

First Consult the index on Page 3 for the parts or group of parts which you wish to locate. When you have located the parts make sure from the end columns that the part you have located does apply to your machine.

List the quantities required as single units; do not ask for "2 pairs" or "3 dozen".

In case of painted items always state the colour required. Painted parts are available only in the colours or alternatives specified for that model of that particular year.

### PLEASE NOTE

THROUGHOUT THIS LIST, ASSEMBLIES ARE PRINTED IN CAPITALS AND THE COMPONENTS INCLUDED IN THAT ASSEMBLY ARE INDENTED IN THE DESCRIPTION COLUMN, REVERTING TO THE ORIGINAL ALIGNMENT WHEN THE ASSEMBLY IS COMPLETE. TO ORDER THE COMPLETE ASSEMBLY IT IS NECESSARY ONLY TO QUOTE THE ASSEMBLY NUMBER. ANY COMPONENT PARTS LISTED MAY ALSO BE OBTAINED SEPARATELY IF REQUIRED. WHERE COMPONENTS ARE COMMON TO ALL MODELS ONLY ONE COLUMN APPEARS UNDER QUANTITY.

### SPECIAL WORKSHOP TOOLS

A COMPLETE LIST OF WORKSHOP TOOLS CAN BE MADE AVAILABLE BY CONTACTING YOUR DEALER. IN MOST CASES THESE TOOLS ARE VERY COSTLY AS THEY ARE MADE ENTIRELY FOR WORKSHOP USE, AND THEREFORE, IT IS NOT RECOMMENDED THAT THE PRIVATE OWNER PURCHASES THE TOOLS IN ORDER TO AID SERVICING THE MACHINE ONCE OR TWICE ONLY. IN THESE CIRCUMSTANCES IT IS FAR MORE ECONOMICAL TO GET IN TOUCH WITH A RECOGNISED DEALER.

### UNIFIED THREAD FORM

NEW PARTS HAVING THREADED FIXINGS INTRODUCED IN THIS CATALOGUE HAVE THE UNIFIED FORM OF SCREW THREADS. THIS CHANGEOVER WILL BE CONTINUED AS AND WHEN NEW PARTS ARE INTRODUCED. EVEN WHERE PARTS ARE SIMILAR IN APPEARANCE NEW PART NUMBERS WILL BE ALLOCATED TO IDENTIFY THE UNIFIED THREADS. ALL NUTS, BOLTS AND STUDS HAVING THIS THREAD ARE IDENTIFIED BY MARKINGS. BOLTS HAVE A CIRCULAR RECESS IN THEIR HEADS, STUDS A CIRCULAR GROOVE ON THE END, AND NUTS HAVE INTERLOCKING CIRCLES ON THE SIDE.

PARTS SPECIAL TO PARTICULAR MARKETS ARE IDENTIFIED IN 'REMARKS' COLUMN, OTHERWISE PARTS ARE COMMON TO ALL MARKETS.

WHERE MAKERS PART NUMBERS ONLY ARE SHOWN FOR REFERENCE, PARTS MUST BE OBTAINED DIRECT FROM THE MAKERS OR THEIR DISTRIBUTORS.

## ESSENTIAL SERVICE TOOLS

Part No.	Description
61-6019	Crankshaft pinion extractor
61-7013	Camshaft oil seal spreader
61-7011	Gearbox assy tool - quadrant positioner
61-6125	Gearbox sprocket nut spanner
61-6008	Tappet guide block punch
61-7014	Clutch hub - extractor tool
61-6135	Piston ring clamp
61-7017	Mainbearing extractor - LH outer race
61-3768	Clutch locking plate
61-6132	Camwheel extractor
61-7019	Rocker spindle seal compressor
61-7022	Locator tool assy - flywheel 38 - T.D.C.
61-7012	Primary chain tensioner tool
61-6063	Valve guide removal & replacement tool
61-7023	Cam extractor 6CA
61-7010	Torque tool adaptor - cylinder head sleeve nut
61-7024	Peg spanner wheel bearing retainer
61-6121	Head race drift
61-6113	Fork damper tool
61-7025	Valve seat cutter (inlet and exhaust)
61-7027	Blending cutter (inlet and exhaust)
61-7029	Arbor pilot & tommy bars - valve seat cutters
61-6117	Swinging arm bearing - removal replacement tool
61-7035	Crankshaft balance weights (689 grms.)
61-7043	Camshaft replacement tool

## CARTON PACK ASSEMBLIES

### PISTONS (C/W RINGS GUDGEON PIN & CIRCLIPS)

71-3995	PISTON ASSY	7·9:1	+0·010
71-3996	PISTON ASSY	7·9:1	+0·020
71-7090	PISTON ASSY	7·4:1	+0·010
71-7091	PISTON ASSY	7·4:1	+0·020

### PISTON RING SETS (COMPRISING 4 OFF TAPER RING, 2 OFF OIL CONTROL RING)

99-3789	RING SET	STD.	
71-3690	TAPER RING		STD.
71-3695	OIL CONTROL RING		STD.
99-3790	RING SET		+0·010
71-3691	TAPER RING		+0·010
71-3696	OIL CONTROL RING		+0·010
99-3791	RING SET		+0·020
71-3692	TAPER RING		+0·020
71-3697	OIL CONTROL RING		+0·020

### VALVE GUIDE SETS (COMPRISING 2 INLET 2 EXHAUST 4 CIRCLIP)

99-7125	VALVE GUIDE SET		STD.
99-7126	VALVE GUIDE SET		+0·005
99-7127	VALVE GUIDE SET		+0·015

### GASKET SET

99-7001	DECOKE SET OVERHAUL SET
---------	----------------------------

### VALVE SPRING SET

99-7037	4 OFF INNER 4 OFF OUTER
---------	----------------------------

### BEARING CONROD B/E

99-7040	4 OFF		STD.
99-7041	4 OFF		-0·010
99-7042	4 OFF		-0·020

### OWNER HANDBOOK 1981

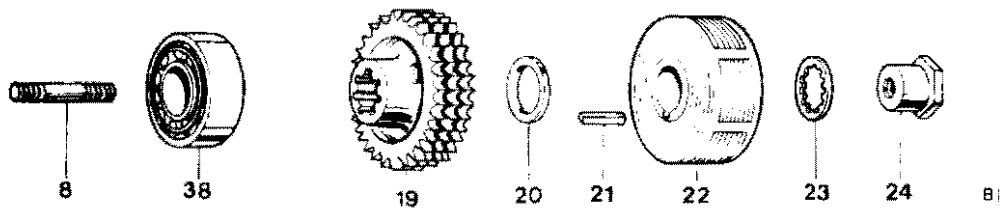
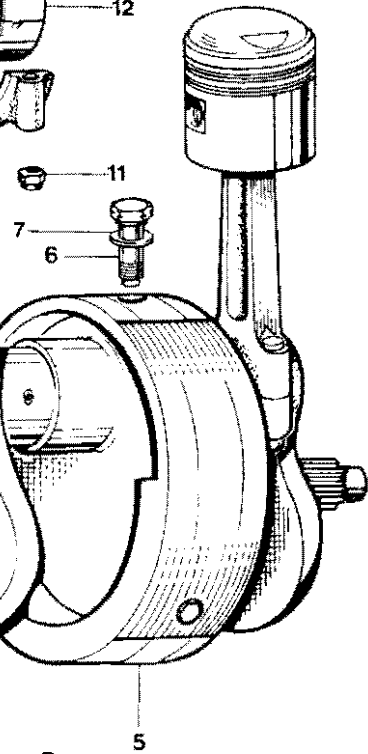
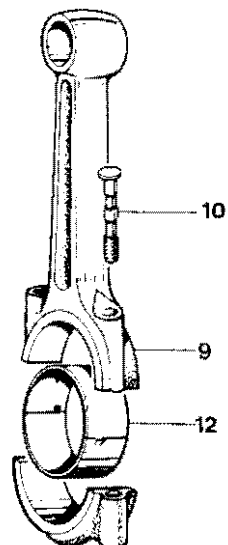
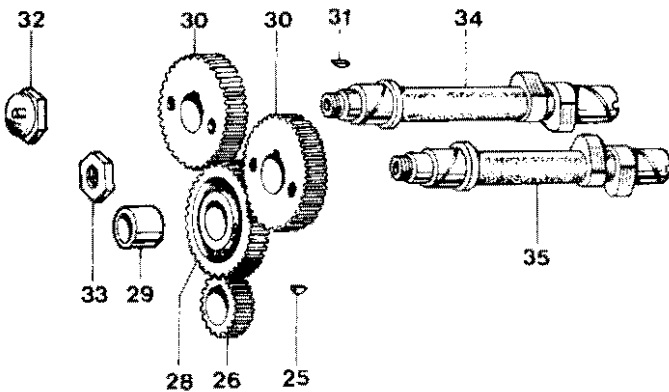
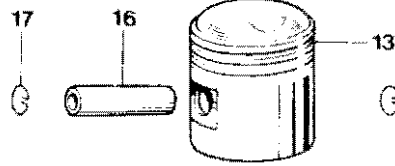
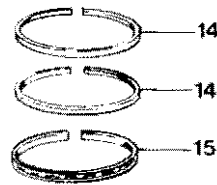
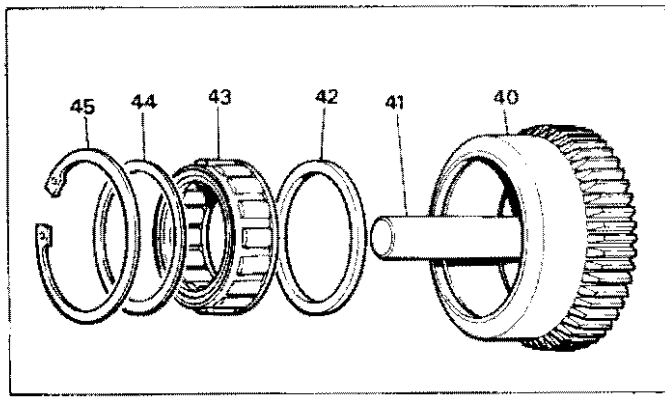
60-7396

### SIDECAR CONVERSION KIT

99-7112                      T140, TR7

### WORKSHOP MANUAL 1979/80/81

99-7059                      T140 TR7



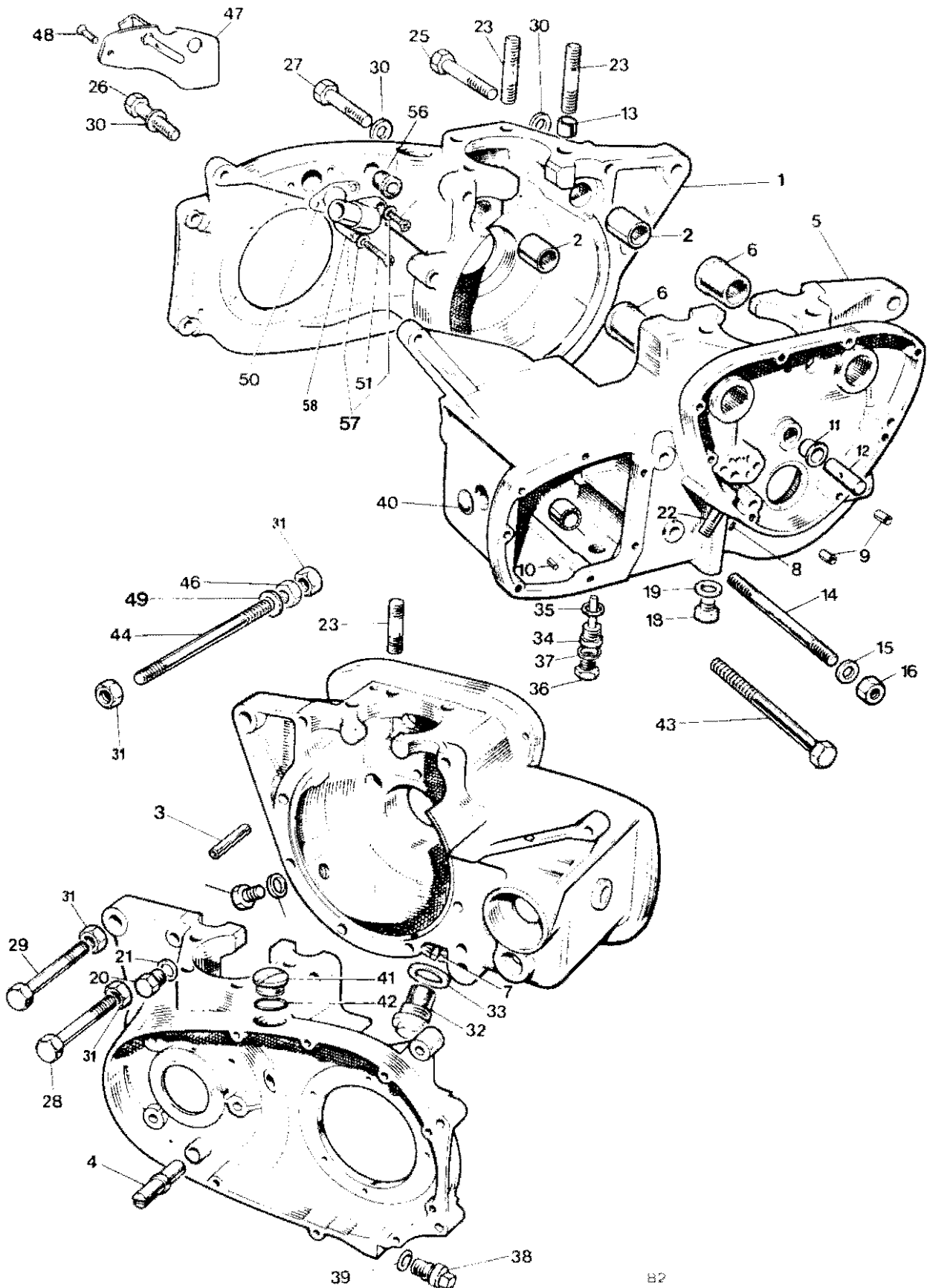
**CRANKSHAFT AND CONNECTING RODS**

## CRANKSHAFT AND CONNECTING RODS

QUANTITY

Ref. No.	Part No.	Description	TR7	T140	
			RV	E	ES
1	71-7370	CRANKSHAFT AND FLYWHEEL ASSEMBLY	1	1	1
2	71-3298	CRANKSHAFT C/W. OIL TUBE	1	1	1
3	70-3903	Oil tube	1	1	1
4	71-2800	Screwed plug	1	1	1
5	71-7338	Flywheel	1	1	1
6	*71-3552	Flywheel bolt	3	3	3
7	71-1003	Washer	3	3	3
8	21-2183	Crankshaft stud (1 3/8 in. O.A.)	1	1	1
9	71-3006	CONNECTING ROD	2	2	2
10	70-9914	Connecting rod bolt	4	4	4
11	60-3761	Self locking nut	4	4	4
12	70-3586	Big end bearing (Available in - .010 in. and - .020 in. undersizes)	4	4	4
13	71-7085	PISTON COMPLETE (7 · 4:1)	A	A	A
13	71-3778	PISTON COMPLETE (7 · 9:1)	2	2	2
14	71-3690	Taper compression ring	4	4	4
15	71-3695	Oil control ring	2	2	2
16	71-3354	Gudgeon pin	2	2	2
17	71-3700	Circlip	4	4	4
18	60-7362	Main bearing, right	1	1	1
19	71-3542	Motor sprocket, 29 teeth Triplex	1	1	1
20	71-3544	Distance piece	1	1	1
21	71-0082	Rotor key	1	1	1
22	99-7058	Rotor	1	1	1
23	21-7024	Fan disc lock washer	1	1	1
24	21-2182	Nut	1	1	1
25	70-1580	Key	1	1	1
26	70-4564	Timing pinion	1	1	1
27	71-2877	Nut	1	1	1
28	70-6159	INTERMEDIATE WHEEL	1	1	
29	70-0400	Intermediate wheel bush	1	1	
30	71-3666	Camshaft pinion	2	2	2
31	70-1558	Camshaft key	2	2	2
32	71-1007	Inlet camshaft nut	1	1	1
33	70-6523	Exhaust camshaft nut	1	1	1
34	71-7016	Inlet camshaft	1	1	1
35	71-7017	Exhaust camshaft	1	1	1
37	70-3300	Clamping washer	1	1	1
38	70-2879	Main bearing, left (RM11L)	1	1	1
39	70-3902	Plug, crankshaft oilway	1	1	1
Not illus.	71-2663	Spacer	1	1	1
Not illus.	70-8038	Shim (0 · 010 in.)	} Engine sprocket	As Required	
Not illus.	71-2660	Shim (0 · 030 in.)		As Required	
40	71-7246	Intermediate wheel c/w spindle	-	-	1
41	71-7413	Spindle	-	-	1
42	71-7245	Spacer Ring-inner	-	-	1
43	60-7291	Sprag Clutch	-	-	1
44	71-7244	Retainer Ring-outer	-	-	1
45	60-7269	Circlip	-	-	1

\* Use Loctite 270 Sealant



**CRANKCASE**

B2

## CRANKCASE

Ref. No.	Part No.	Description	QUANTITY		
			TR7	T140	
			RV	E	ES
1		*CRANKCASE DRIVE SIDE	Reference Only		
2	71-0287	Camshaft bush L.H.	2	2	2
3	71-3989	Hollow dowel, crankcase joint	1	1	1
4	71-7258	Chain tensioner Pivot Pin	1	1	1
5		*CRANKCASE TIMING SIDE	Reference Only		
6	71-0286	Camshaft bush R.H.	2	2	2
7	70-4538	Scavenge pipe	1	1	1
8	70-6386	Locating peg (at oil pipes)	1	1	1
9	57-0989	Hollow dowel	2	2	2
10	57-0912	Locating peg (L/S at thrust washer)	1	1	1
11	71-7492	Bush-intermediate spindle	1	1	
12		Intermediate wheel spindle	1	1	1
13	70-8751	Hollow dowel, cylinder base	2	2	2
14	14-1445	Stud, re	1	1	1
15	60-4246	Plain washer	2	2	2
16	14-1303	Nut	1	1	1
17	57-1606	Needle roller bearing layshaft	1	1	1
18	70-9330	Oilway plug	1	1	1
19	82-1880	Copper washer	1	1	1
20	21-1871	Tachometer drive plug (L.H. thread)	1	1	1
21	37-3761	'O' ring, ignition timing hole plug	1	1	1
22	21-1863	Oil pipe stud	1	1	1
23	21-1865	Cylinder stud inner	4	4	4
23	71-3013	Cylinder stud outer	4	4	4
24	21-1872	Plug, timing hole	1	1	1
25	21-1870	Bolt, rear	1	1	1
26	14-6220	Bolt, top rear	1	1	1
27	14-6223	Bolt, top front	1	1	1
28	14-0230	Bolt, long - crankcase halves	1	1	1
29	21-1823	Bolt, short - crankcase halves	2	2	2
30	60-2330	Plain washer	10	10	10
31	14-1302	Nut	5	5	5
32	70-9336	Crankcase filter	1	1	1
33	70-8782	'O' Ring	1	1	1
34	57-2167	Drain plug (with level tube)	1	1	1
35	57-1257	Fibre washer	1	1	1
36	21-0543	Level plug	1	1	1
37	60-7132	Copper washer	1	1	1
38	71-7259	Chain adjuster plug	1	1	1
39	70-6299	Washer adjuster plug	1	1	1
40	60-7268	Blanking plug	1	1	1
41	57-2166	Plug inspection	1	1	1
42	70-8782	'O' ring	1	1	1
43	14-6242	Bolt, rear - crankcase halves	1	1	1
44	21-0669	Stud, crankcase halves	1	1	1
46	14-0402	Nut, exhaust ties	2	2	2
47	70-9334	Breather cover plate assembly	1	1	1
48	71-1077	Screw	1	1	1
49	60-2428	Spring washer	2	2	2
50	71-1460	Joint washer	1	1	1
51	70-7354	Screw	2	2	2
56	71-1345	Grommet, alternator leads - external	1	1	1
57	70-6559	Washer, outlet stub screw	2	2	2
58	71-4044	Outlet stub	1	1	1

\* NOTE CRANKCASES ARE SUPPLIED ONLY AS MATCHED PAIRS PART No. 71-7491

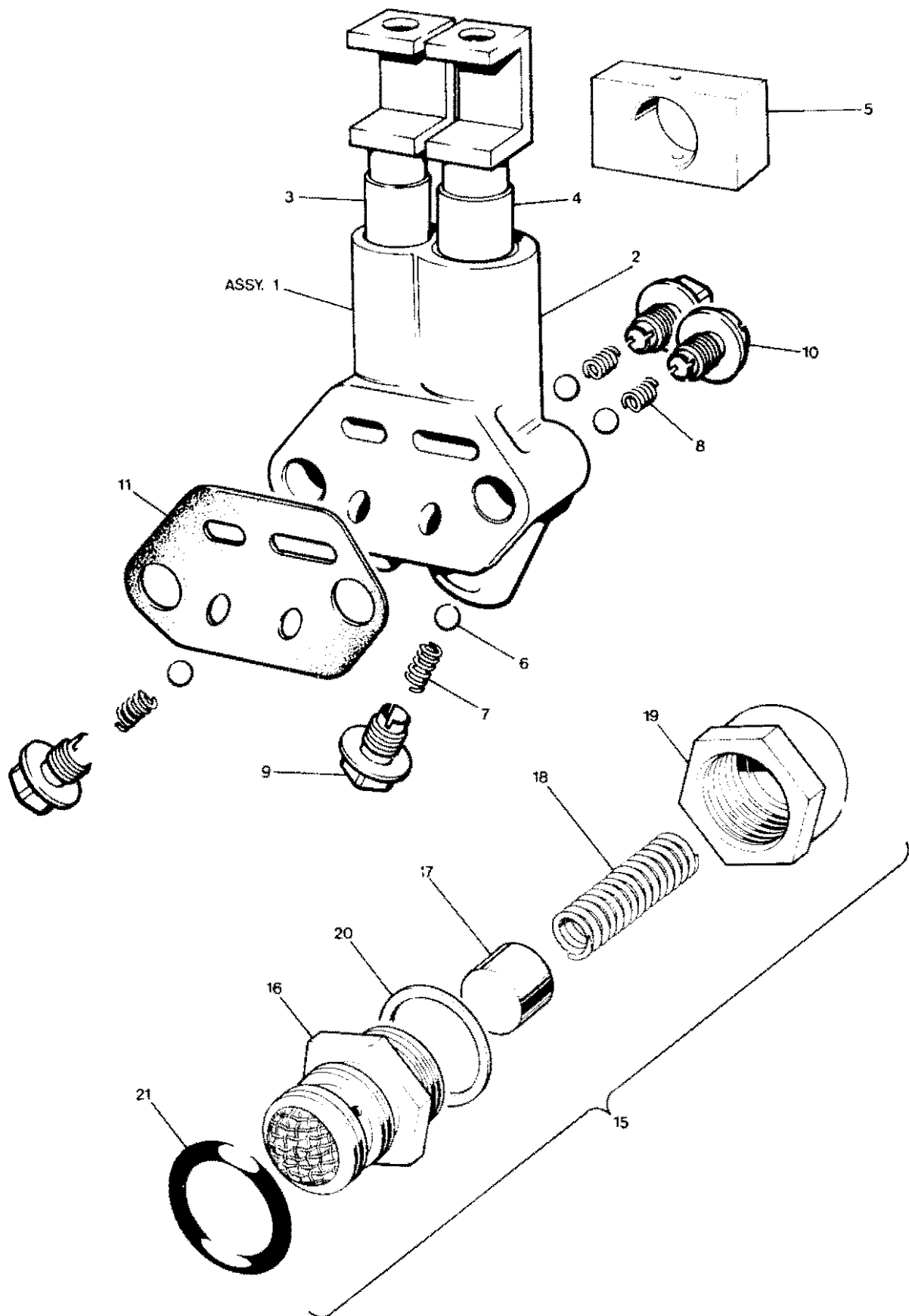
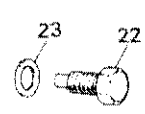
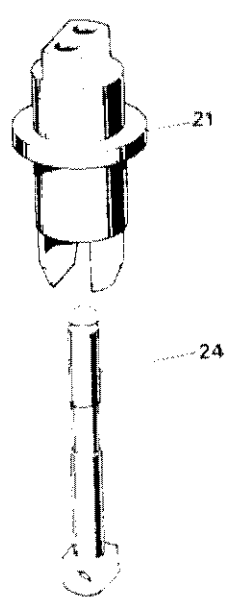
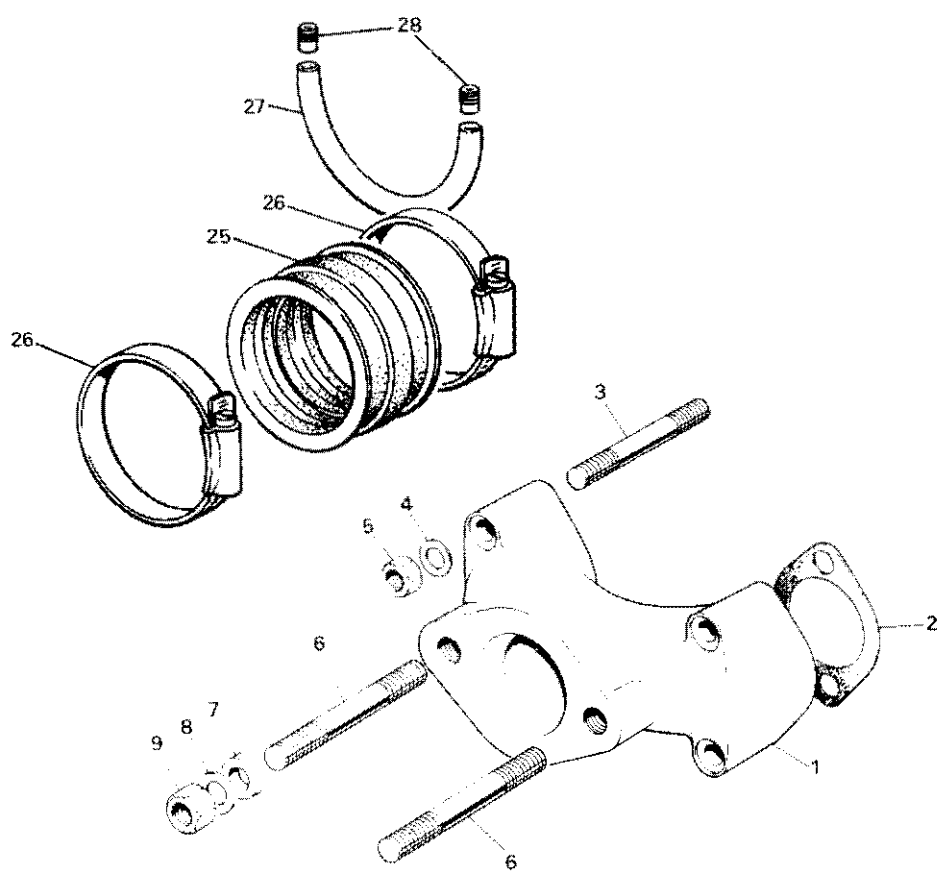


Fig. 3. OIL PUMP AND RELEASE VALVE



## OIL PUMP AND RELEASE VALVE

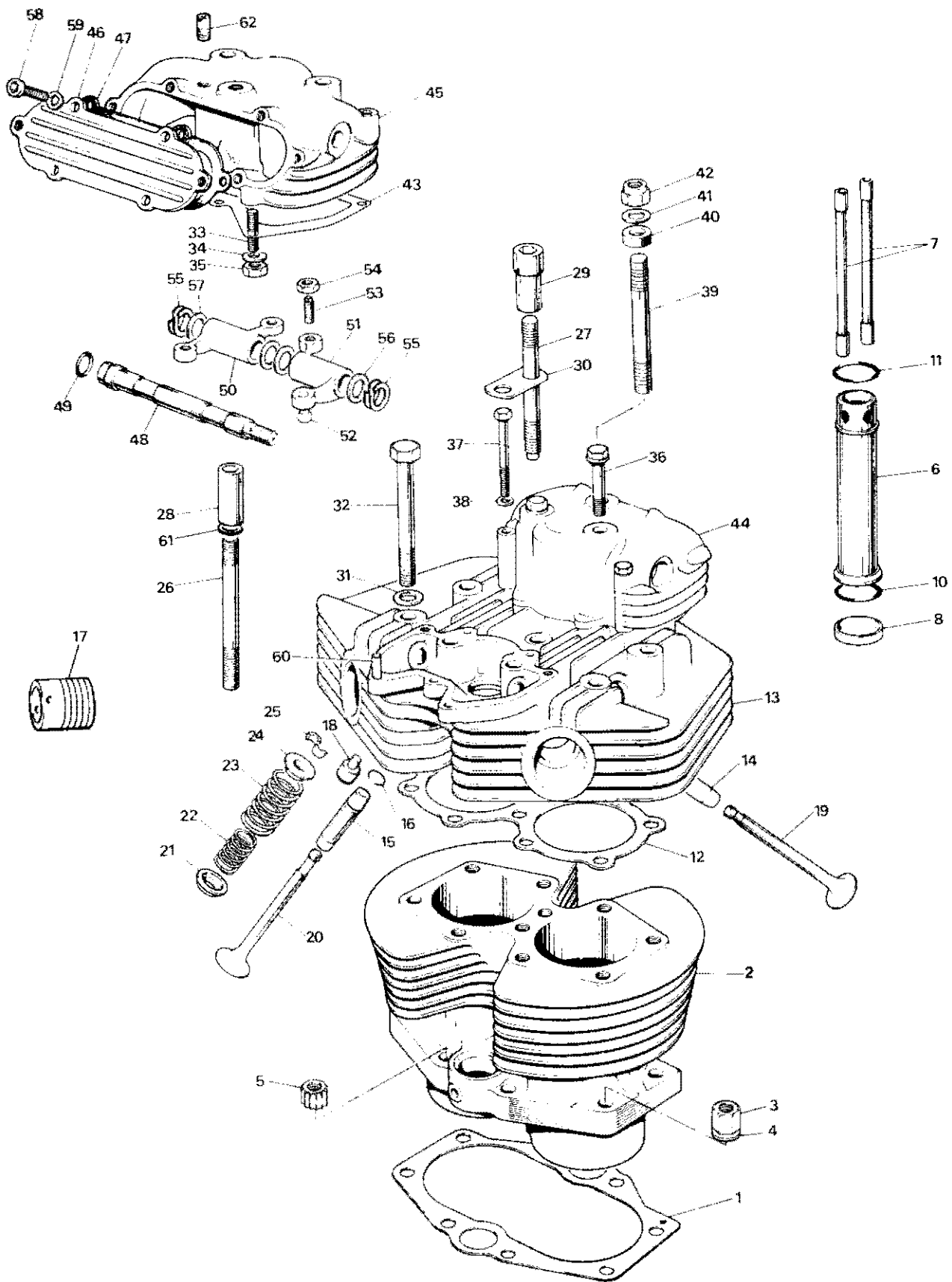
Ref. No.	Part. No.	Description	QUANTITY		
			TR7 RV	T140 E	ES
1	71-7317	Oil pump complete	1	1	1
2	71-7253	Pump body	1	1	1
3	70-9269	Feed plunger	1	1	1
4	70-6681	Scavenger plunger	1	1	1
5	70-0495	Drive block	1	1	1
6	60-2363	Valve ball	4	4	4
8	71-7260	Valve spring	4	4	4
9	71-7314	Screwed plug sq. head	3	3	3
10	71-7254	Screwed plug slotted head	1	1	1
11	71-3910	Joint washer	1	1	1
NI	14-7007	Fixing screw short 1¼" U.H.	1	1	1
NI	14-7008	Fixing screw long 1½" U.H.	1	1	1
NI	60-2417	Washer spring - Fixing screw	2	2	2
15	71-3447	Oil pressure release valve	1	1	1
16	Ref only	Body	1	1	1
17	Ref only	Piston	1	1	1
18	70-6062	Spring	1	1	1
19	Ref only	Cap	1	1	1
20	70-8754	Joint washer (cap to body)	1	1	1
21	60-3355	'O' ring, release valve	1	1	1



**MANIFOLD AND TAPPETS**

## MANIFOLD AND TAPPETS

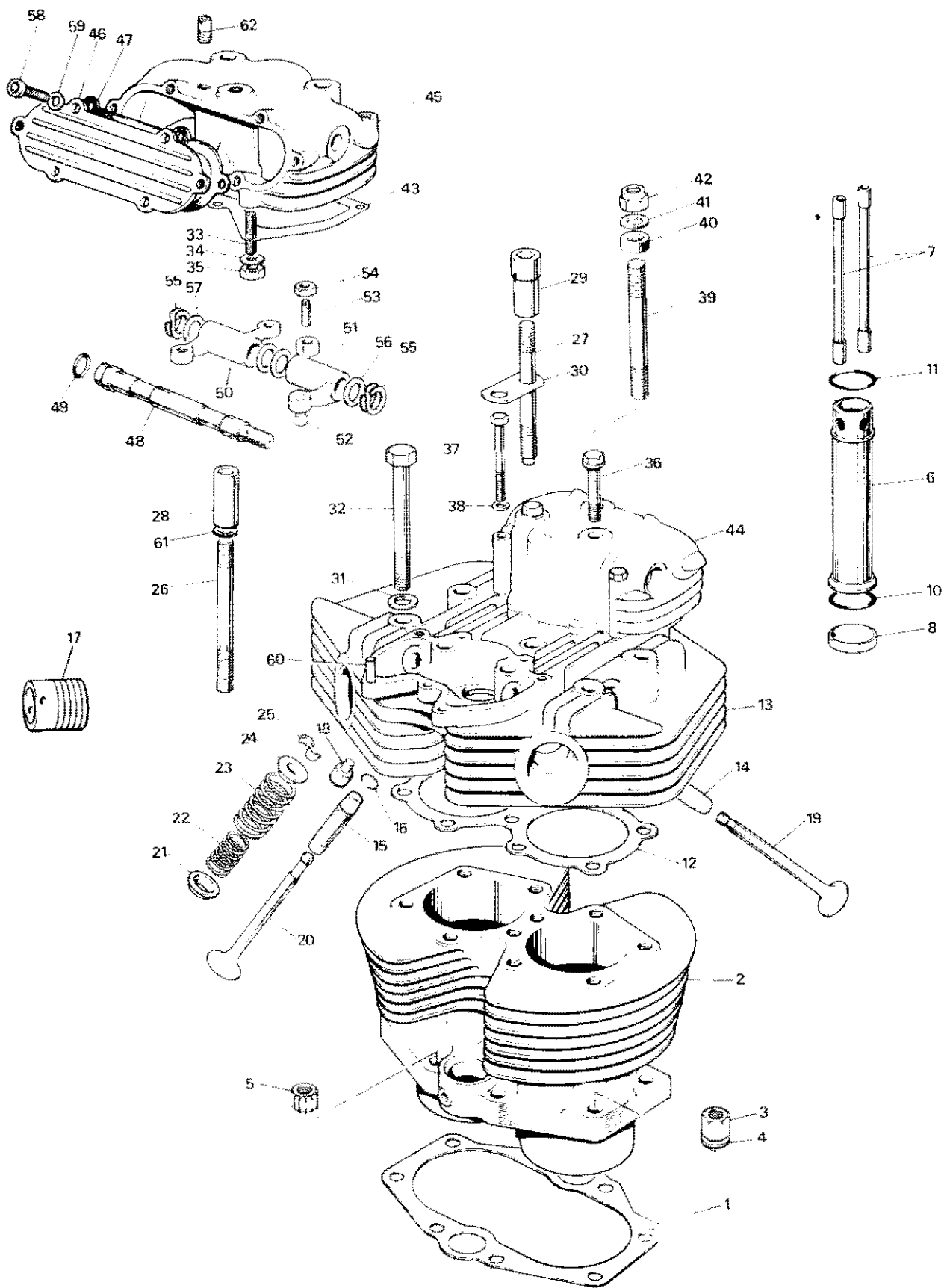
Ref. No.	Part No.	Description	QUANTITY		
			TR7	140	ES
1	71-3556	Inlet manifold	1	-	-
2	70-5660	Joint washer	2	-	-
3	21-1876	Stud	4	-	-
4	60-4248	Washer	4	-	-
5	21-1877	Nut	4	-	-
6	21-1996	Stud	2	-	-
7	70-9554	Insulation ring	2	-	-
8	70-9555	Cup	2	-	-
9	14-1301	Nut	2	-	-
21	71-7194	Tappet guide block	2	2	2
22	97-0200	Set bolt	2	2	2
23	70-2441	Washer	2	2	2
24	71-7008	Tappet	4	4	4
25	60-7076	Connecting rubber carb to head	-	2	2
26	60-7077	Connecting rubber clip	-	4	4
27	71-7051	Connector pipe - balance	-	1	1
28	71-7103	Connector stub	-	2	2



**CYLINDER BLOCK AND HEAD**

## CYLINDER BLOCK AND HEAD

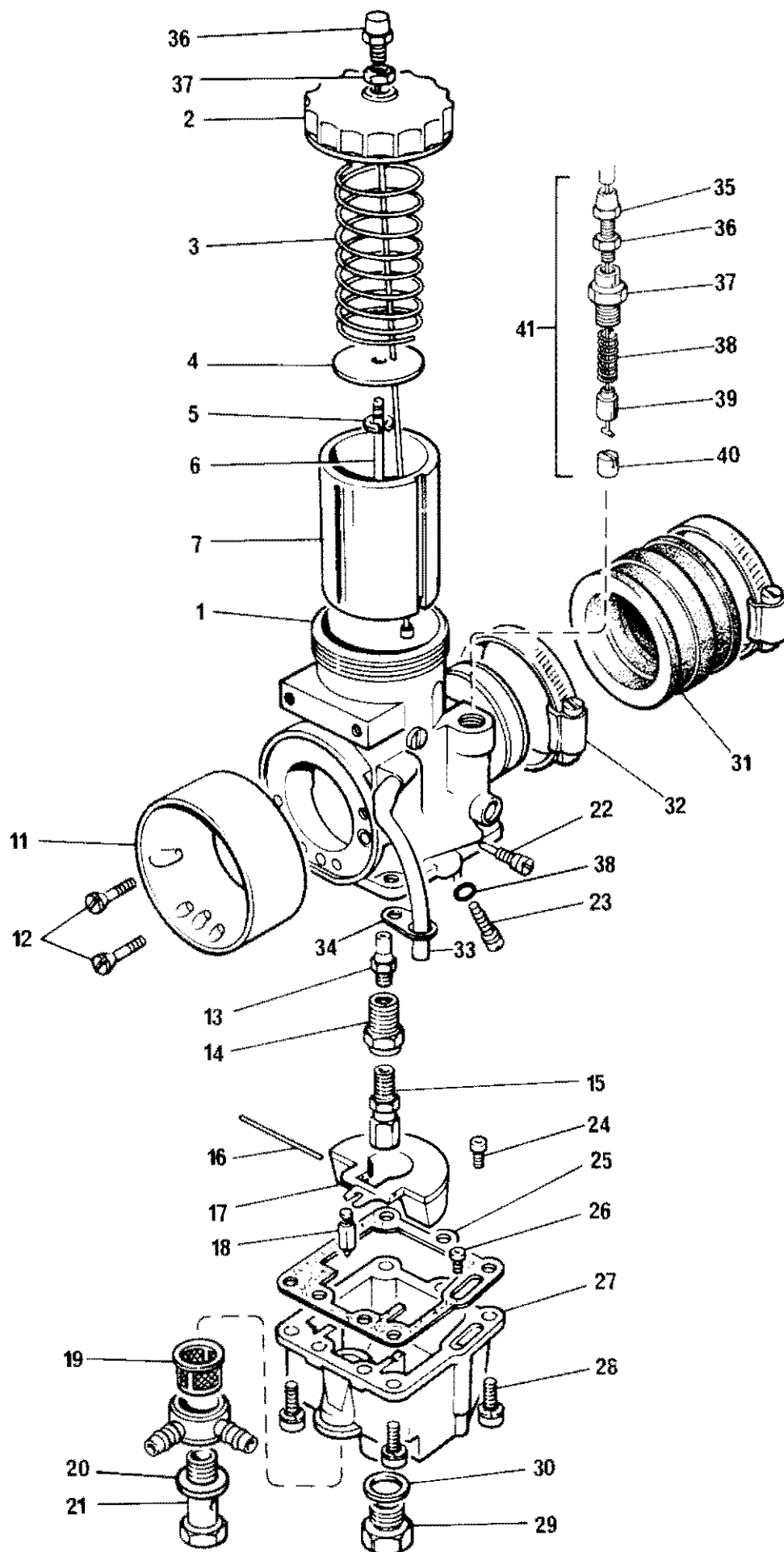
Ref. No.	Part No.	Description	QUANTITY	
			TR7 RV VS	T140 E ES
1	70-6309	Cylinder base washer	1	1
2	71-4006	Cylinder block	1	1
3	21-2177	Cylinder base nut	4	4
4	70-3446	Washer	4	4
5	21-0692	Cylinder base nut (12 point)	4	4
6	71-7191	Push rod cover tube	2	2
7	71-3330	Push rod	4	4
8	71-7196	Sleeve	2	2
10	71-1283	'O' ring	4	4
12	71-4619	Cylinder head gasket	1	1
13	71-7505	Cylinder head assy	1	-
14	71-7506	Inlet valve guide	2	-
15	71-7202	Exhaust valve guide	2	-
16	70-3209	Circlip valve guide	4	-
17	70-9516	Exhaust stub	2	-
13	71-7503	Cylinder head assy.	-	1
14	71-7506	Inlet valve guide	-	2
15	71-7202	Exhaust valve guide	-	2
16	70-3209	Circlip-valve guide	-	4
17	70-9516	Exhaust stub	-	2
18	60-7363	Seal-inlet valve	2	2
19	70-4603	inlet valve	2	2
20	70-2904	Exhaust valve	2	2
21	71-7203	Bottom cup	4	4
22	70-4221	Inner valve spring	4	4
23	70-7400	Outer valve spring	4	4
24	70-1543	Top collar	4	4
25	71-3748	Split cotter	8	8
26	21-2201	Stud - cylinder head (3/8 in.)	4	4
27	21-2200	Stud - cylinder head (5/16 in.)	2	2
28	21-2204	Socket nut (3/8 in.)	4	4
29	21-2205	Socket nut (5/16 in.)	2	2
30	71-3553	Bridge plate	1	1
31	82-2184	Washer	4	4
32	14-0241	Bolt - cylinder head	4	4
33	14-1401	Stud - rocker box	6	6
34	70-3302	Washer	6	6
35	14-0301	Nut	6	6
36	21-2206	Bolt - rocker box	4	4
37	21-1875	Bolt - rocker box	4	4



**CYLINDER BLOCK AND HEAD**

## CYLINDER BLOCK AND HEAD

Ref. No.	Part No.	Description	QUANTITY	
			TR7 RV RS	T140 E ES
38	60-4248	Washer	4	4
39	21-2197	Stud	2	2
40	37-2338	Distance piece	2	2
41	60-2331	Washer	2	2
42	14-1303	Nut	2	2
43	71-2599	Rocker box gasket	2	2
44	71-3668	Inlet rocker box	1	1
45	71-7050	Exhaust rocker box	1	1
46	71-3671	Tappet inspection cover	2	2
47	71-3673	Gasket	2	2
48	71-3549	Rocker spindle	2	2
49	60-3548	Sealing ring	2	2
50	71-7044	Rocker (right exhaust, left inlet)	2	2
51	71-7043	Rocker (left exhaust, right inlet)	2	2
52	71-0070	Ball pin	4	4
53	71-7045	Adjuster pin	4	4
54	14-0402	Lock nut	4	4
55	70-1574	Spring washer	4	4
56	70-1575	Thrust washer (1/2 in.)	6	6
57	70-1330	Thrust washer (3/8 in.)	2	2
58	14-7004	Screw - socket head	12	12
59	60-3963	Washer	12	12
60	71-2361	Dowel, rocker box to head	4	4
61	71-2598	Plain washer	4	4
62	71-3313	Connector - Breather	1	1

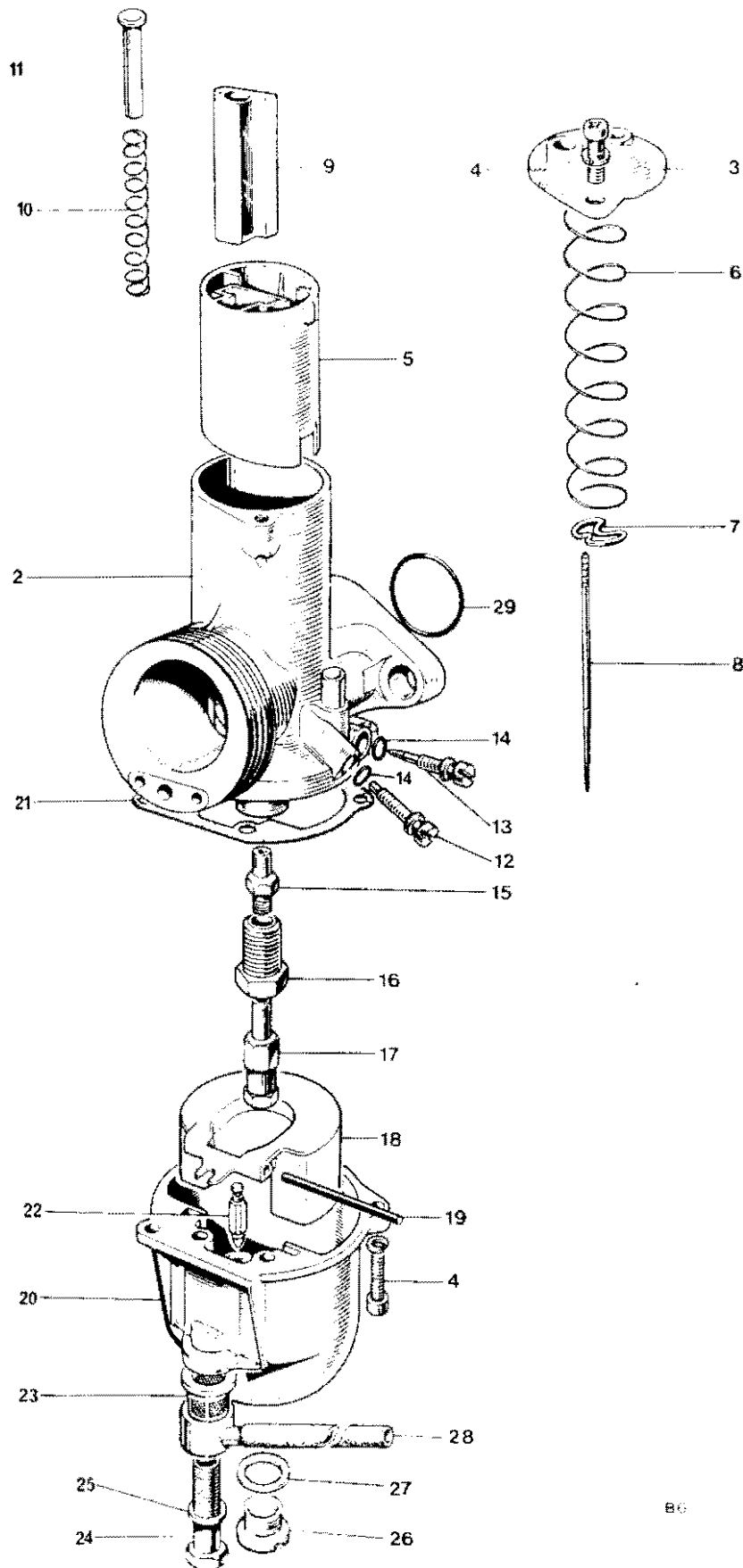


CARBURETOR T140E-T140D AMAL MK II CONCENTRIC



## CARBURETOR T140E - T140D AMAL MK II CONCENTRIC

Ref. No.	Part No.	Makers Part No.	Description	Quantity	Remarks
NI	60-7392	L930/9	CARBURETTOR, LEFT		
NI	60-7393	R930/8	CARBURETTOR, RIGHT	1	
1	99-7068	L2930/002	CARBURETTOR BODY LEFT	1	
1	99-7069	R2930/002	CARBURETTOR BODY RIGHT	1	
2	99-7070	2928/064	Mixing chamber top	1	
3	99-7071	2928/061	Throttle spring	1	
4	99-7072	2928/071	Needle retaining disc	1	
5	99-7073	2622/067	Needle clip	1	
6	99-7074	2928/030	Throttle needle 2C3	1	
7	99-7075	2928/060	Throttle slide No. 3	1	
11	99-7079	2928/062	Air intake adaptor	1	
12	99-7080	2622/073	Air intake adaptor screws	2	
13	A 2928/122	2928/122	Needle jet - 106	1	
14	99-7082	622/128	Jet holder	1	
15	99-7083	376/100	Mainjet 200	1	
16	99-7084	2622/069	Float spindle	1	
17	99-0512	622/069	Float	1	
18	99-7086	622/149	Float needle	1	
19	99-0438	376/093	Filter	1	
20	99-1124	13/163	Banjo bolt washer	1	
21	99-0517	622/078	Banjo bolt	1	
22	99-0515	622/076	Pilot air screw	1	
23	99-0516	622/077	Throttle stop screw	1	
24	A 124/026/20	124/026/20	Pilot jet 20	1	
25	99-7087	2622/070	Washer - float bowl	1	
26	99-7117	124/026	Jet - cold start 35	1	
27	99-7089	2622/139	Float bowl assy	1	
28	99-0521	2622/086	Float bowl screws	4	
29	99-7090	2622/065	Float bowl drain plug	1	
30	99-7091	2622/066	Float bowl drain plug washer	1	
31	60-7076	2928/123	Rubber connector	1	
32	60-7077	2928/146	Rubber connector clip	2	
33	99-7092	2622/145	Air vent pipe	2	
34	99-7093	2622/134	Clip vent pipe	2	
36	99-7096	4/035	Throttle cable adjuster	1	
37	99-7097	5/077	Throttle cable adjuster locknut	1	
38	99-0520	622/082	'O' ring for air & throttle screw	2	
NI	71-7052		Connector bracket	1	
NI	23-1031		Screw bracket to carb	3	
NI	60-2427		Washer	2	
NI	21-7028		Grub screw bracket to carb	1	
35	A 4/035		Adjuster-cable	1	
36	A 5/077		Adjuster locknut	1	
37	A 2622/091		Screw	1	
38	A 2622/084		Spring	1	
39	A 2622/092		Plunger cap	1	
40	A 2622/094		Plunger	1	
NI	83-7545		Petrol pipe	1	
41	2622/149		Cold start kit-less cables	As req.	

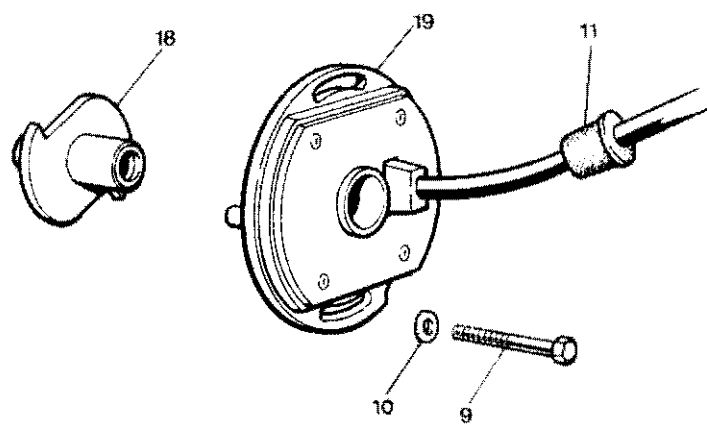
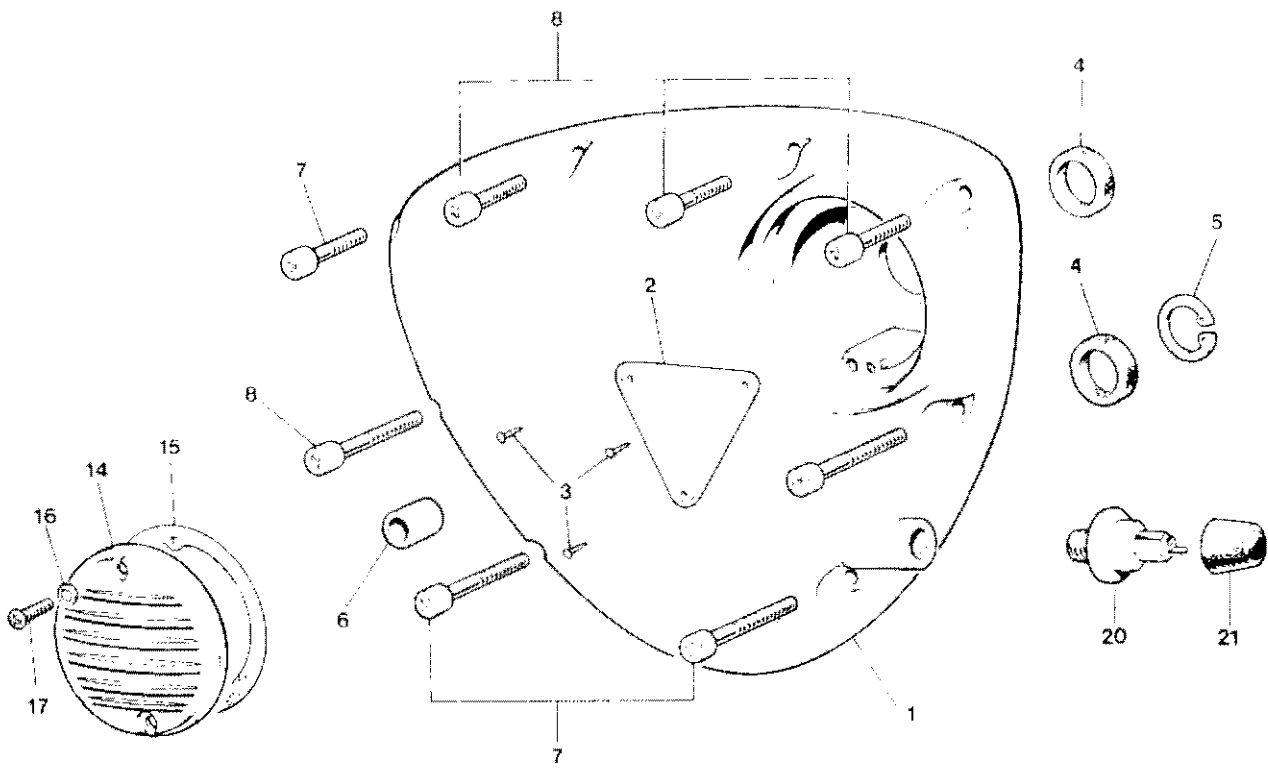


AMAL CARBURETOR, TR7RV

BC

### CARBURETOR TR7RV AMAL MK I CONCENTRIC

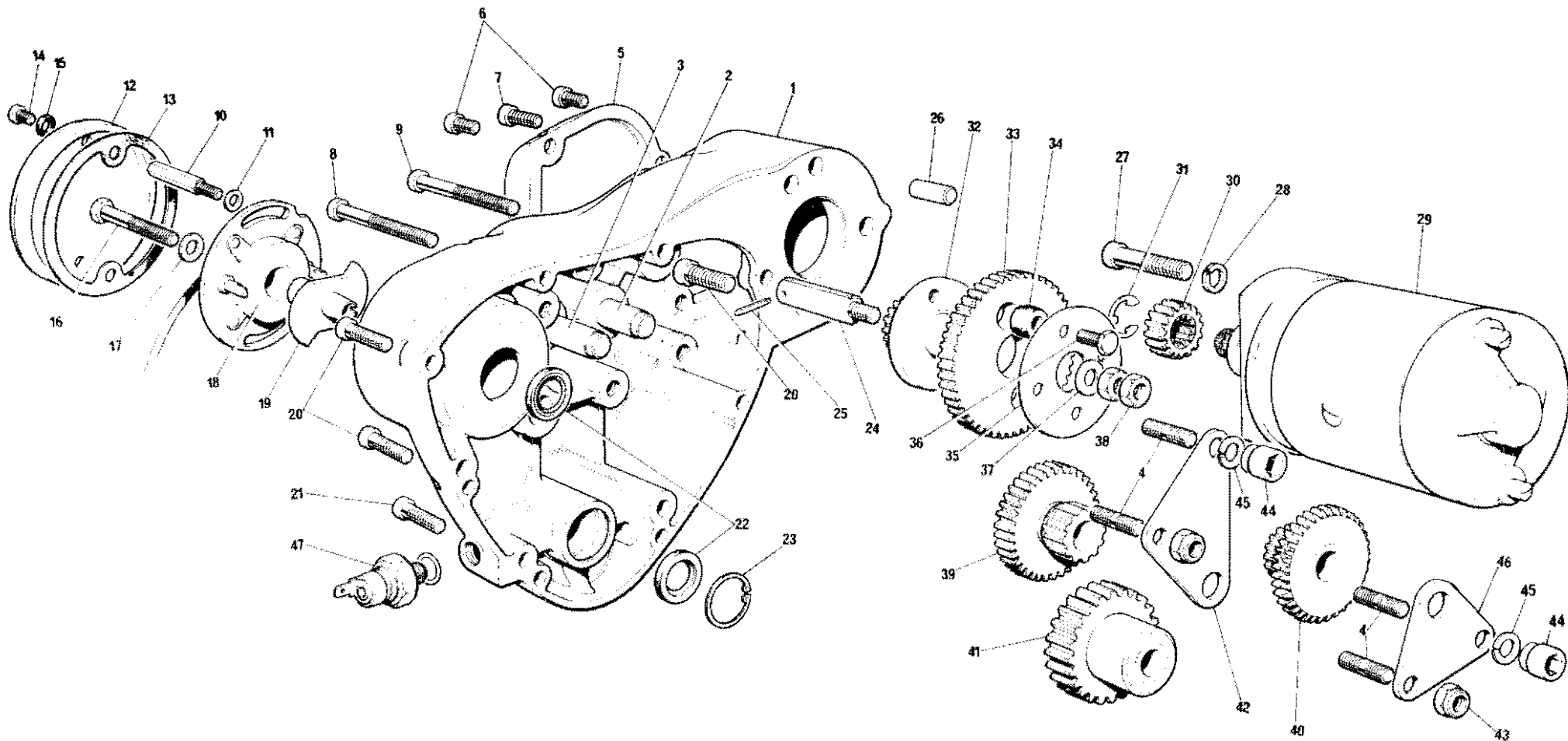
Ref. No.	Part No.	Makers Part No.	Description	Quantity	Remarks
1	19-2454	R930/94	CARBURETOR	1	
2	Amal.	930/005	Carburettor body	1	
3	Amal.	928/098	Mixing chamber top	1	
4	99-0521	622/086	Screw, float and mixing chamber tops	4	
5	99-0527	928/060	Throttle valve (No. 3 cutaway)	1	
6	99-1033	622/131	Throttle return spring	1	
7	99-0510	622/067	Needle clip	1	
8	99-1036	622/124	Needle	1	
9	99-0528	928/062	Air valve	1	
10	99-1038	622/129	Air valve spring	1	
11	99-1037	928/103	Air valve guide	1	
12	99-0516	622/077	Throttle stop screw	1	
13	99-0515	622/076	Pilot air screw	1	
14	99-0520	622/082	'O' ring for air and throttle screws	2	
15	99-1035	622/122	Needle jet (- 106)	1	
16	99-1034	622/128	Jet holder	1	
17	99-0454	376/100	Main jet (270)	1	
18	99-0512	622/069	Float	1	
19	99-0513	622/071	Float spindle	1	
20	99-0506	622/055	Float chamber	1	
21	99-0514	622/073	Float chamber washer	1	
22	99-0511	622/068	Float needle	1	
23	99-0438	376/093	Filter	1	
24	99-0517	622/078	Banjo bolt	1	
25	99-1124	13/163	Banjo washer	1	
26	99-1152	622/147	Drain plug	1	
27	99-1153	622/151	Drain plug washer	1	
28	83-7546		Petrol Pipe assembly	1	
29	70-9711	622/101	'O' ring for flange	1	
	Amal.	622/172	Tickler complete	1	Not illustrated



TIMING COVER AND CONTACT BREAKER

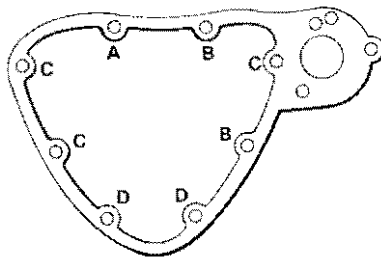
## TIMING COVER AND PULSE SENSOR

Ref. No.	Part No.	Description	QUANTITY		
			TR7	T140	T140
			RV	E	D
1	71-7318	Timing cover c/w Patent plate	1	1	1
2	70-4016	Patent plate	1	1	1
3	60-4255	Hammer - drive screw	3	3	3
4	70-4568	Oil seal	1	1	1
4	70-6387	Oil seal (0.020 in. undersize)	A	A	A
NI	71-7263	Joint Washer - Timing Cover	1	1	1
5	70-4569	Circlip	1	1	1
6	57-0989	Hollow dowel	2	2	2
7	14-7007	Screw, long	2	2	2
8	14-7006	Screw, short	6	6	6
9	14-0207	Bolt	1	1	1
10	70-8163	Plain washer	1	1	1
11	70-4707	Rubber grommet	1	1	1
12	70-7680	Pillar bolt	2	2	2
13	70-6559	Plain washer	2	2	2
14	71-7238	Cover	-	-	1
14	71-7159	Cover	1	1	-
15	71-1462	Joint washer	1	1	1
16	97-0430	Fibre washer	2	2	2
17	70-7354	Screw (1/2 in. U.H.)	2	2	2
18	99-7043	Reluctor Lucas 54400905	1	1	1
19	99-7044	Pulse sensor c/w lead Lucas 54400766	1	1	1
20	60-3719	Oil pressure switch	1	1	1
21	71-2930	Cover pressure switch	1	1	1



30

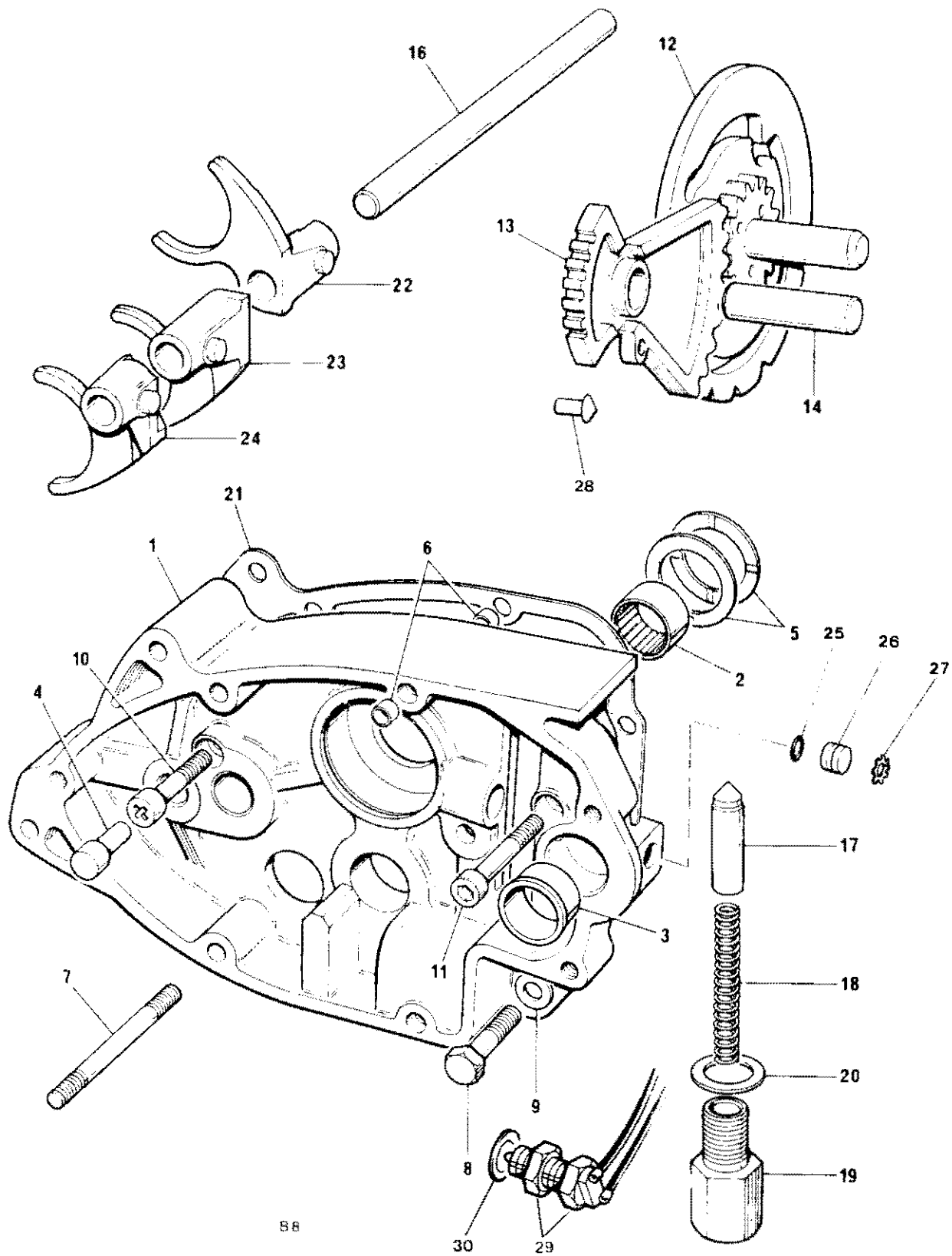
COVER TO CRANKCASE SCREW INFORMATION			
LETTER	PART No	LENGTH UH	QUANTITY
A	14-7012	2 1/2"	1
B	14-7013	2 3/4"	2
C	14-7006	1"	3
D	14-7007	1 1/4"	2



## E/S TIMING COVER GEARS

REF No	PART No	DESCRIPTION	QUANTITY
1	71-7501	Timing Cover	1
2	71-7377	Spindle: 2nd stage	1
3	71-7376	Spindle: 3rd stage	1
4	21-7066	Stud-Outrigger plate	4
5	71-7327	Cover-starter motor	1
N1	71-7328	Joint washer-cover	1
6	14-7003	Screw-cover to case 5/8" UH	2
7	14 - 7006	Screw-cover to case 1" UH	1
8	14-7012	Screw-timing cover to c/case 2 1/2" UH	1
9	14-7013	Screw-timing cover to c/case 2 3/4" UH	2
10	71-7400	Pillar bolt	2
11	70-6559	Washer-pillar bolt	4
12	71-7159	Cover-pulse sensor	1
13	71-1462	Gasket-cover	1
14	70-7354	Screw-cover fixing	2
15	97-0430	Washer-fibre	2
16	14-0207	Bolt-reluctor fixing	1
17	70-8163	Washer-bolt	1
18	99-7044	Pulse sensor	1
19	99-7043	Reluctor	1
20	14-7006	Screw-timing cover to c/case 1" UH	3
21	14-7007	Screw-timing cover to c/case 1 1/4" UH	2
22	70-4568	Oil seal-at camshaft and crankshaft	2
23	70-4569	Circlip-oil seal at crankshaft	2
24	71-7494	Spindle for gear 2/3	1
25	60-7385	Roll pin-spindle fixing	1
26	71-7383	Dowel-motor to cover	1
N1	60-7295	'O' Ring-motor to cover	1
27	14-7020	Screw-motor to cover	3
28	60-2428	Washer-spring for screw	3
29	60-7296	Starter motor	1
30	71-7226	Pinion-starter motor	1
31	60-7292	Retainer-pinion to starter motor	1
32	71-7416	Pinion no. 3 & coupling-16T	1
33	71-7417	Pinion no.2-54T	1
34	60-7340	Bush-shock absorber	2
35	71-7418	Face washer-bush retainer	1
36	21-7083	Screw-face washer	1
37	60-2330	Washer-thrust	2
38	14-0402	Nut-end float adjustment	1
39	71-7242	Gear no. 4/5 36-16T	2
40	71-7243	Gear no.6/7 36-11T	1
41	71-7436	Gear no.8-24T	1
42	71-7379	Plate-upper outrigger	1
43	14-1202	Nut-plate fixing	2
44	21-7092	Nut-socket head	2
45	60-2428	Washer spring	2
46	71-7380	Plate-Lower outrigger	1
47	60-3719	Oil pressure switch	1

Note:- For Sprag clutch information see page 13

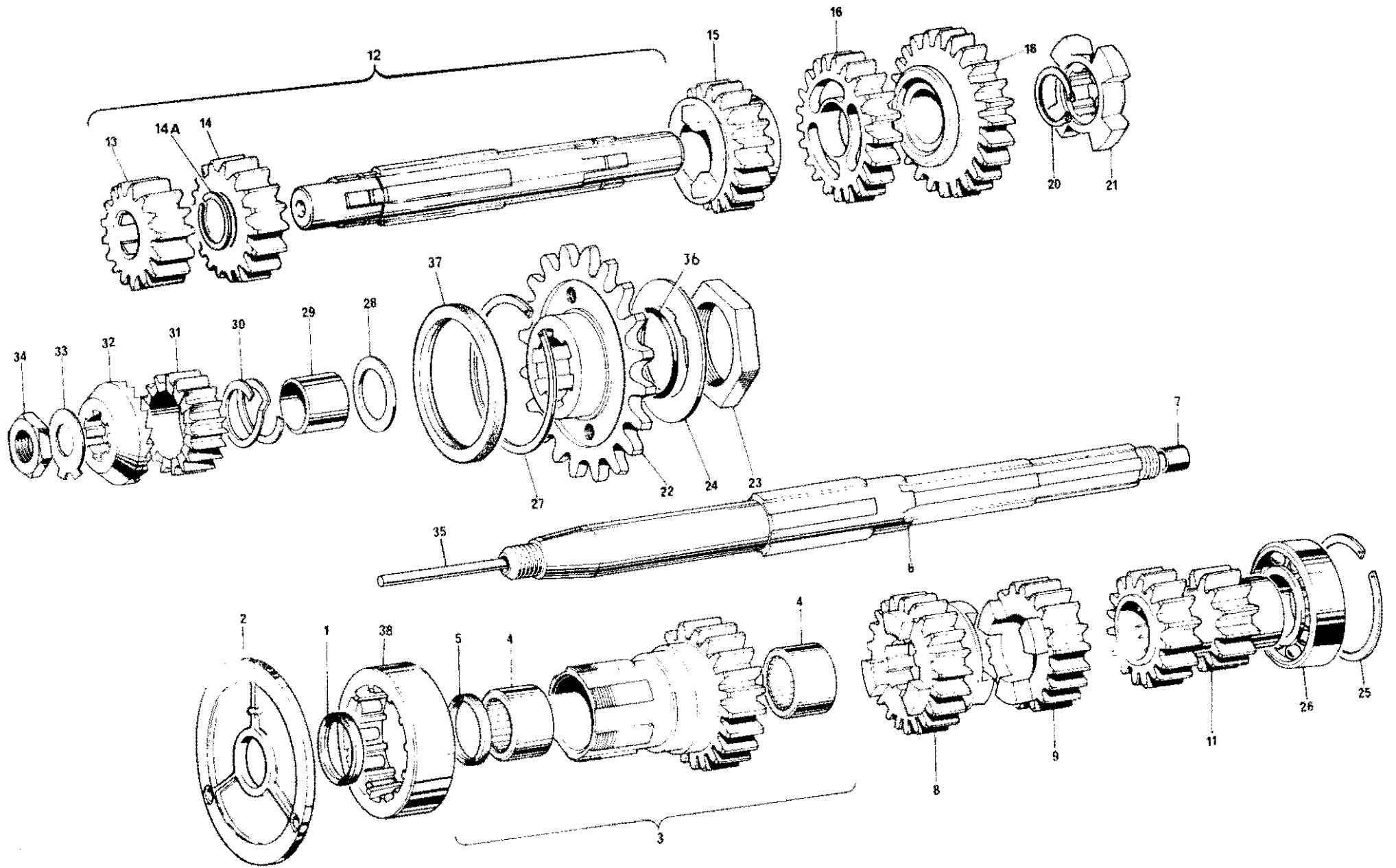


**GEARBOX INNER COVER AND SELECTORS**



## GEARBOX INNER COVER AND SELECTORS

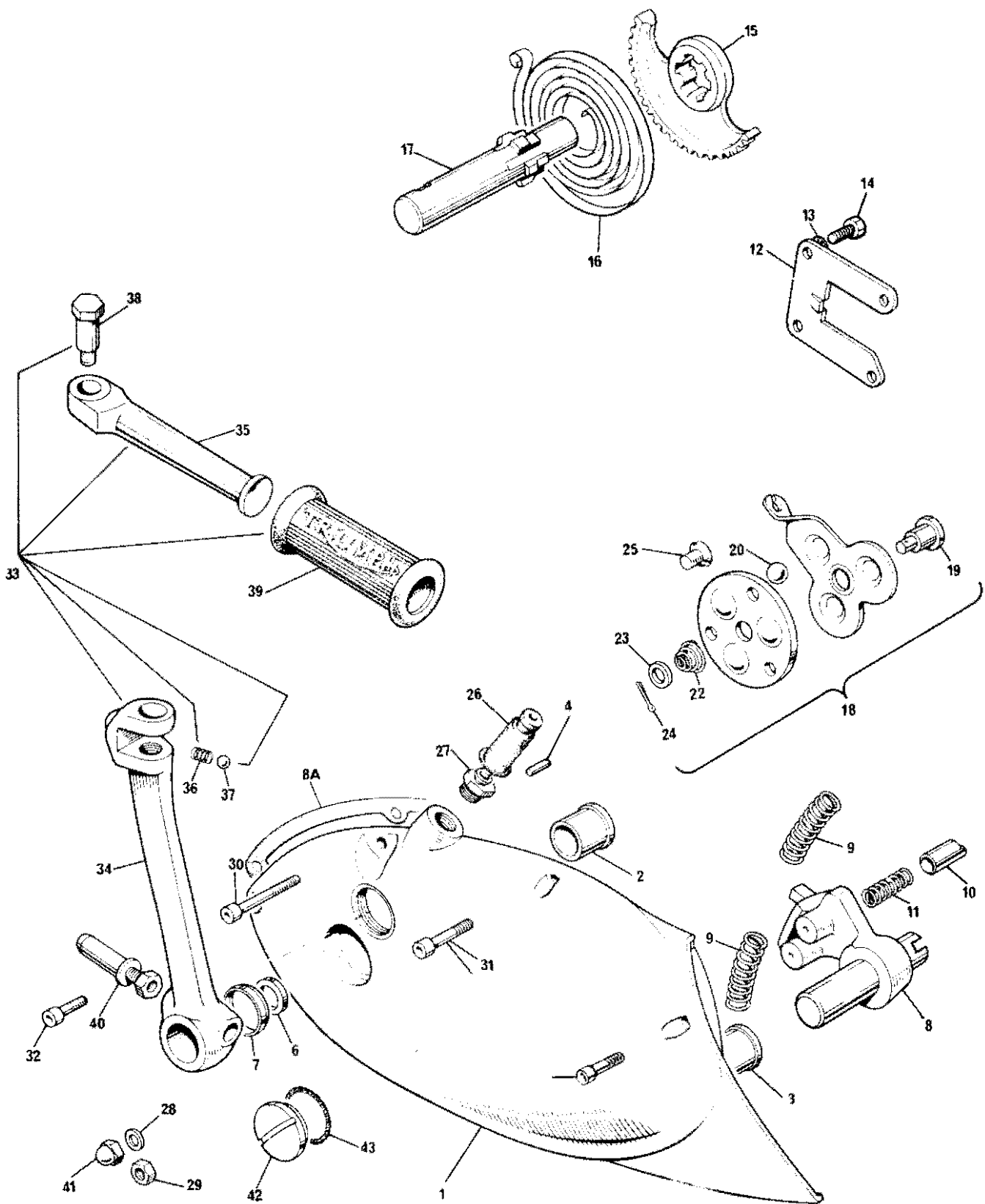
Ref. No.	Part No.	Description	Quantity	Remarks
1	57-7049	GEARBOX INNER COVER	1	
2	57-1614	Layshaft bearing	1	
3	57-7009	Gearchange spindle bush	1	
4	57-0045	Kickstart stop	1	
5	57-1607	Thrust washer	2	
6	57-0989	Hollow dowel	4	
7	21-2149	Stud	2	
8	21-1907	Bolt	1	
9	70-3446	Washer	1	
10	14-6608	Screw	1	
11	14-7023	Screw	1	
12	57-4889	Camplate	1	
13	57-7052	Operating quadrant c/w pin	1	
14	57-7011	Quadrant spindle	1	
16	57-3989	Selector fork rod	1	
17	57-7020	Index plunger	1	
18	57-4459	Plunger spring	1	
19	57-4400	Housing, index plunger	1	
20	57-3978	Washer	1	
21	57-7012	Joint washer, inner cover to crankcase	1	
22	57-4364	Selector fork - mainshaft 4th gear	1	
23	57-4366	Selector fork - layshaft 3rd gear	1	
24	57-4660	Selector fork - layshaft 1st gear	1	
25	37-3761	'O' ring	1	
26	57-7015	Plug	1	
27	57-7016	Retainer	1	
28	57-7041	Operating pin	1	
29	60-7240	Switch neutral C/W lock nut	1	
30	70-1335	Washer - For Switch	1	



GEARBOX SHAFTS AND GEARS

## GEARBOX SHAFTS AND GEARS

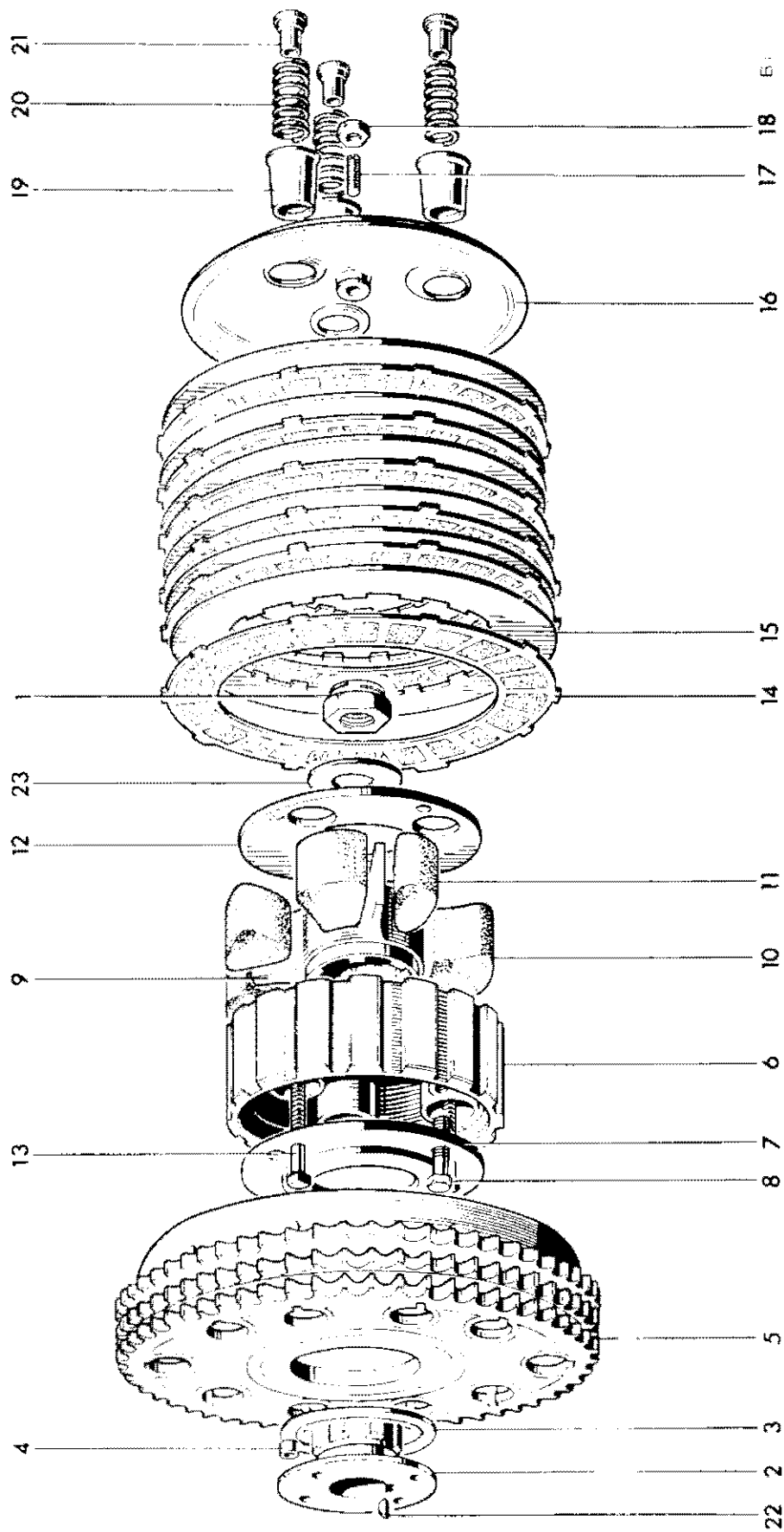
Ref. No.	Part No.	Description	Quantity	Remarks
1	60-3500	Oil seal, cover plate	1	
2	70-3789	Cover plate	1	
3	57-4779	MAINSHAFT HIGH GEAR ASSEMBLY	1	
4	60-3511	Needle roller bearing	2	
5	60-3500	Oil seal, high gear	1	
6	57-4432	MAINSHAFT	1	
7	57-3988	Bush	1	
8	57-4376	Mainshaft 4th gear	1	
9	57-4377	MAINSHAFT 3rd GEAR c/w bush	1	
11	57-4653	Mainshaft 1st and 2nd gear	1	
12	57-4900	LAYSHAFT ASSY	1	
13	57-4791	Layshaft high gear	1	
14	57-4787	Layshaft 4th gear c/w bush	1	
14A	57-4790	Circlip for layshaft high gear	1	
15	57-4647	Layshaft 3rd gear	1	
16	57-4657	LAYSHAFT 2nd GEAR c/w bush	1	
18	57-4654	LAYSHAFT 1st GEAR c/w bush	1	
20	60-3494	Circlip	1	
21	57-4661	Driving dog	1	
22	57-4782	Gearbox sprocket - 20T	1	
23	57-4396	Locknut	1	
24	57-4909	Lock washer	1	
25	70-0489	Circlip	1	
26	60-3552	Mainshaft bearing	1	Hoffman LS8
27	57-4113	Circlip	1	
28	57-1962	Washer	1	
29	57-1963	Pinion sleeve	1	
30	57-1250	Pinion spring	1	
31	57-0730	Kickstart pinion	1	
32	57-0731	Kickstart ratchet	1	
33	57-2240	Tab washer	1	
34	21-0594	Nut	1	
35	57-1736	Clutch operating rod	1	
36	71-1070	'O' ring, gearbox sprocket	1	
37	60-3512	Oil seal, gearbox sprocket	1	
38	60-4100	High gear bearing	1	



**GEARBOX OUTER COVER**

## GEARBOX OUTER COVER

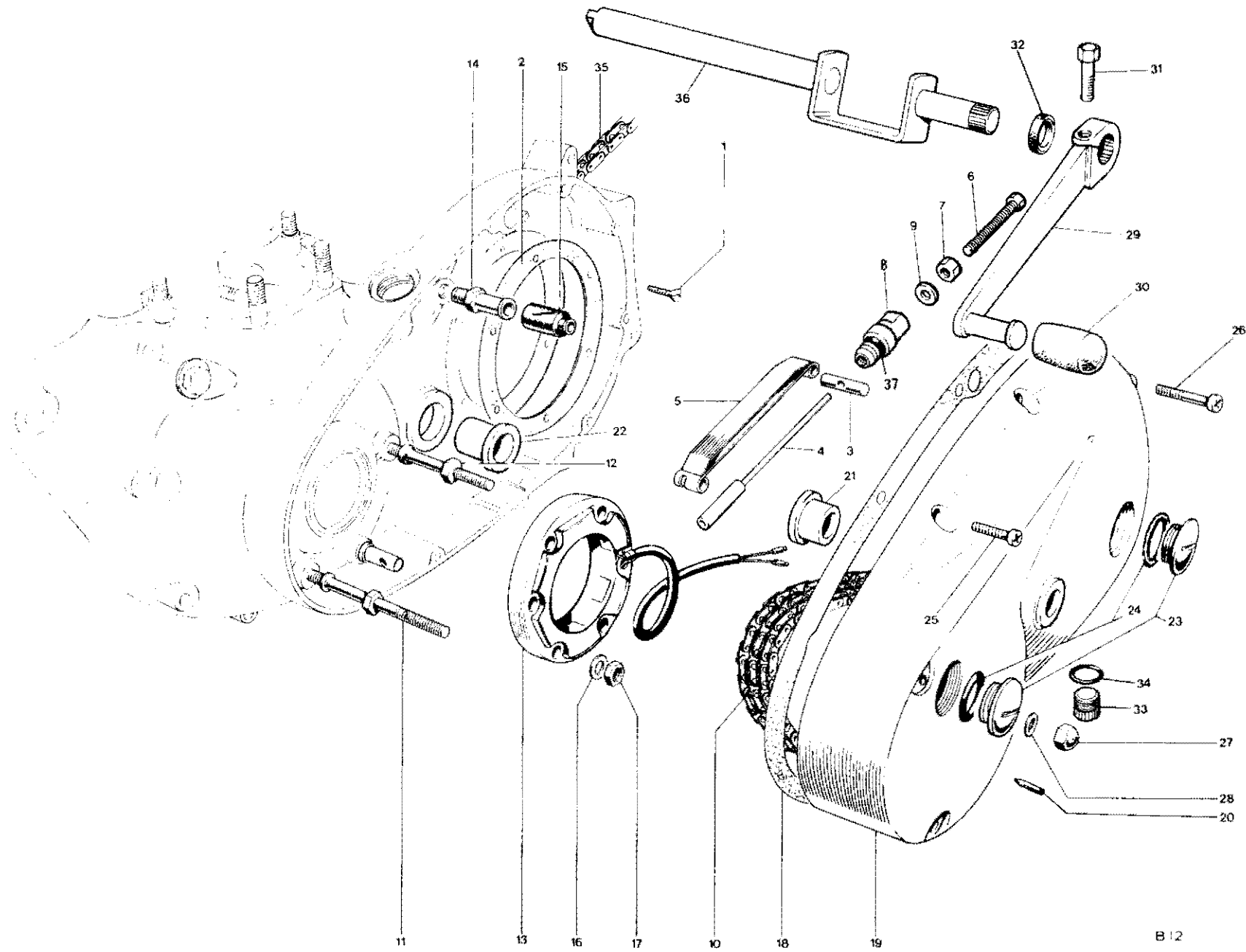
Ref. No.	Part No.	Description	Quantity	Remarks
1	57-7050	GEARBOX OUTER COVER	1	
2	57-0023	Kickstarter spindle bush	1	
3	57-7008	Gearchange spindle bush	1	
4	57-0047	Kickstarter spring anchor pin	1	
6	57-1956	Oil seal	1	
7	57-1955	Oil seal housing	1	
8	57-7021	Gearchange quadrant assembly	1	
8A	71-1448	Gasket outer cover	1	
9	57-7051	Quadrant return springs	2	
10	57-4403	Gearchange quadrant plunger	2	
11	57-0405	Plunger spring	2	
12	57-0407	Guide plate	1	
13	70-1612	Serrated washer	4	
14	14-6103	Bolt - guide plate	4	
15	57-4117	Kickstarter quadrant	1	
16	57-0031	Kickstarter return spring	1	
17	57-4756	Kickstarter axle	1	
18	57-7033X	Clutch lever assembly	1	
19	57-1710	Lever shaft	1	
20	60-2368	Ball 3/8 in. diam.	3	
22	57-1712	Return spring	1	
23	57-3673	Plain washer	1	
24	60-2701	Split pin (5/64 in. x 1/2 in.)	1	
25	21-1879	Countersunk screw	2	
26	57-1646	Rubber cover	1	
27	57-3762	Abutment for clutch cable	1	
28	60-4247	Plain washer	2	
29	14-1302	Nut	1	
30	14-7013	Screw cover to crankcase	2	
31	14-7007	Screw outer cover to inner	2	
32	14-7006	Screw outer cover to inner	1	
33	57-7018	FOLDING KICKSTARTER ASSEMBLY	1	
34	57-2173	Kickstarter crank	1	
35	57-7017	Kickstarter pedal	1	
36	57-1167	Pedal locating spring	1	
37	60-2324	Steel ball, 1/4 in. diam.	1	
38	21-0541	Pedal bolt	1	
39	57-2330	Pedal rubber	1	
40	57-4356	Cotter pin c/w nut and washer	1	
41	21-0544	Domed nut	1	
42	57-2166	Filler plug	1	
43	70-8782	'O' ring	1	



CLUTCH

## CLUTCH

Ref. No.	Part No.	Description	Quantity	Remarks
1	21-0586	Clutch securing nut	1	
2	57-3929	Hub	1	
3	57-3931	Thrust washer	1	
4	57-0394	Roller	20	
5	57-7065	Sprocket and housing	1	
6	57-4438	Centre	1	
7	57-4436	Inner plate	1	
8	21-2157	Bolt	3	
9	57-4636	Shock absorber spider	1	
10	57-1722	Drive rubber (large)	3	
11	57-1723	Rebound rubber (small)	3	
12	57-4437	Outer plate	1	
13	57-4754	Screwed pin	3	
14	57-7058	Driving plate (bonded)	6	
15	57-7060	Driven plate	6	
16	57-4590	Pressure plate	1	
17	57-2159	Adjuster pin	1	
18	14-0403	Nut	1	
19	57-1931	Spring cup	3	
20	57-4644	Spring	3	
21	57-2526	Pressure nut	3	
22	60-4253	Key	1	
23	57-4794	Washer	1	
NI	57-7056	Clutch assembly complete	1	
NI	57-4435	Clutch shock absorber assembly complete	1	



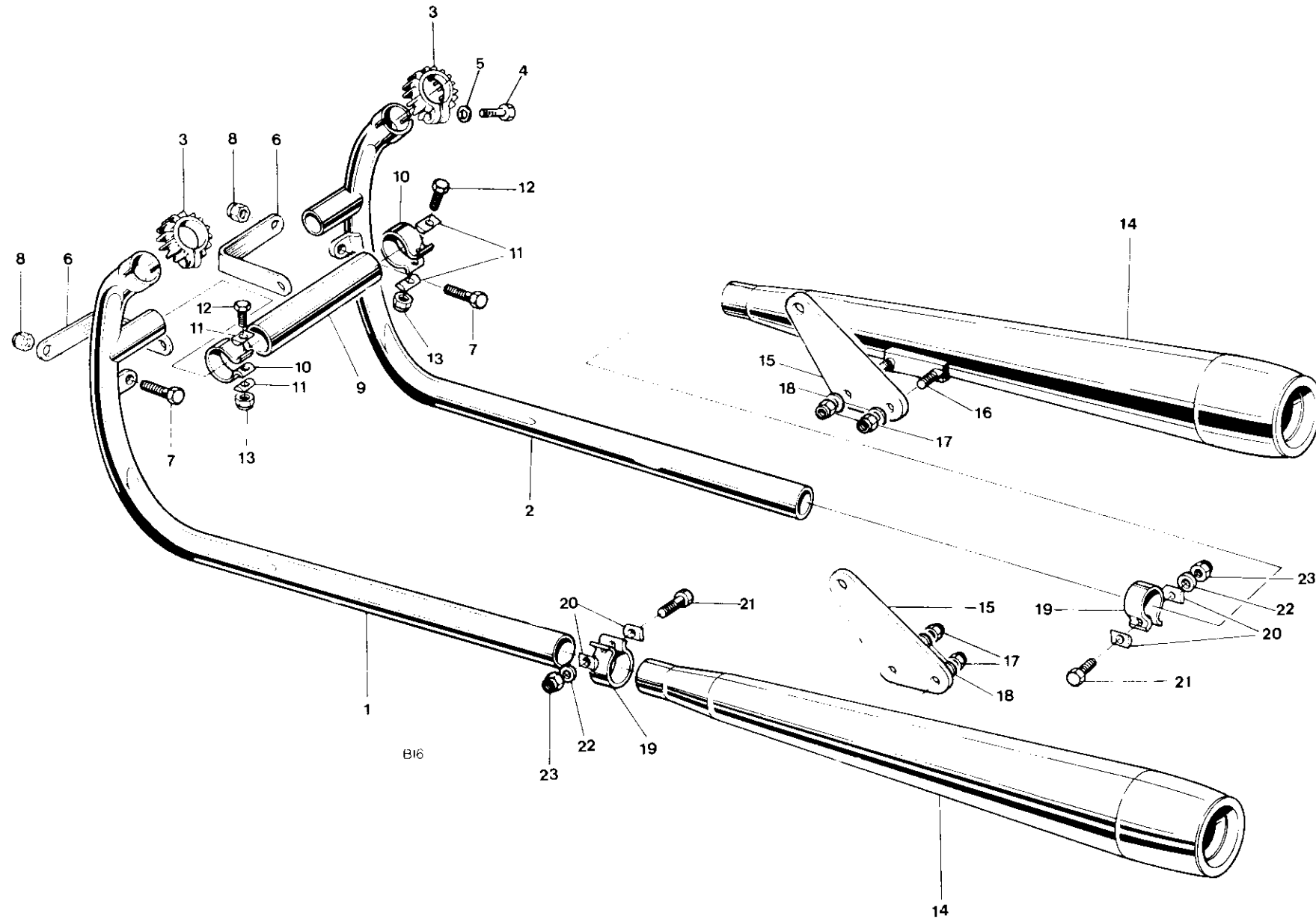
CHAINCASE AND CHAINS

B 12



## CHAINCASE AND CHAINS

Ref. No.	Part No.	Description	Quantity	Remarks
1	70-3821	Countersunk screw	6	
2	71-1419	Joint washer	1	
3	70-5087	Trunnion	1	
4	71-7255	Tie rod - chain tensioner	1	
5	70-5085	Blade - chain tensioner	1	
6	21-7064	Screw - chain adjuster	1	
7	14-0401	Nut - screw	1	
8	71-7259	Plug - tensioner screw	1	
9	60-7268	Washer - for Nut	1	
10	60-4125	Primary chain, 3/8 in. Triplex x 84 links	1	
11	21-2199	Stator stud	2	
12	21-2198	Stator stud	1	
13	47244	Stator	1	
14	70-9360	Sleeve nut	1	
15	70-4144	Rubber grommet	1	
16	60-4247	Plain washer	3	
17	14-0702	Self-locking nut	3	
18	71-7009	Joint washer	1	
19	71-7464	Chaincase	1	
20	71-3892	Timing pointer	1	
21	57-7055	Bush - footchange spindle	1	
22	57-7009	Bush - footchange spindle inner	1	
23	71-3895	Inspection plug	2	
24	71-3896	'O' ring	2	
25	14-7006	Screw	6	
26	14-7019	Screw	2	
27	21-0544	Domed nut	2	
28	82-1880	Copper washer	2	
29	57-7010	Gearchange pedal	1	
30	57-2450	Pedal rubber	1	
31	14-0201	Bolt	1	
32	57-1956	Oil seal-spindle	1	
33	14-7017	Drain plug - primary cover	1	
34	70-6299	'O' ring - drain plug	1	
35	60-2118	Rear chain 5/8 in. x 3/8 in. x 107 links	1	
36	57-7062	Footchange spindle	1	
37	70-6299	'O' Ring for plug - Ref. line 8	1	

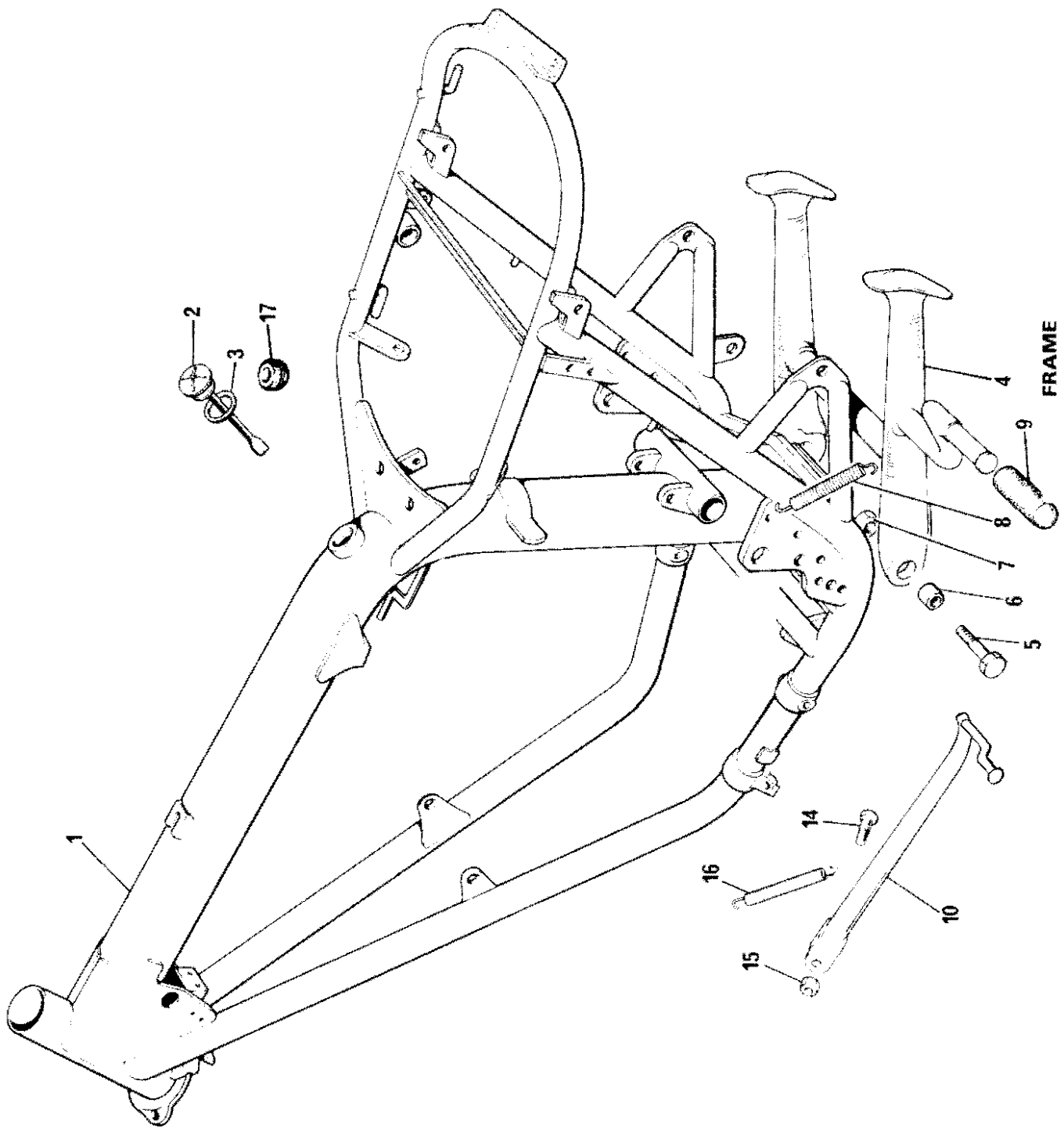


EXHAUST PIPES AND SILENCERS

## EXHAUST PIPES & SILENCERS

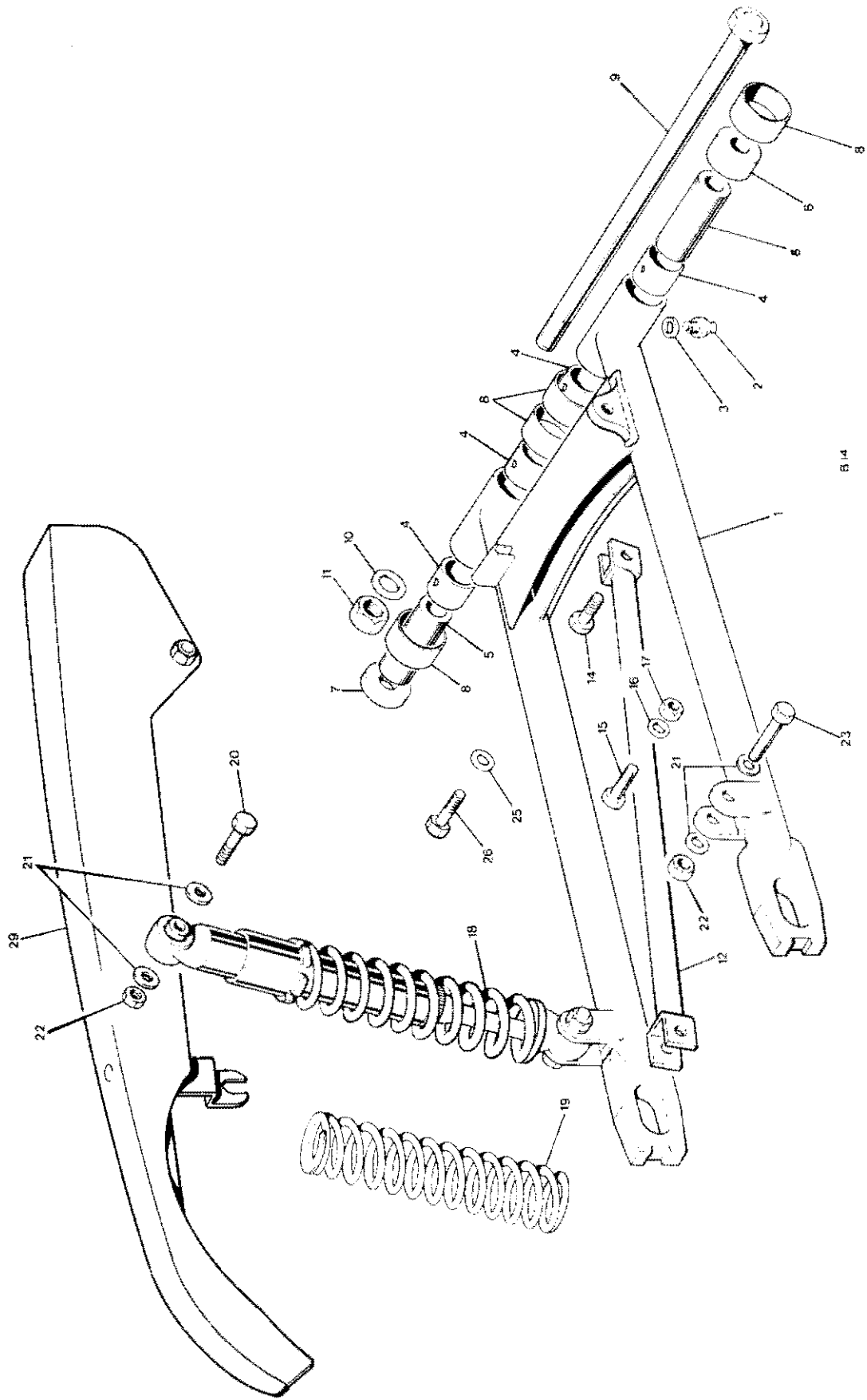
QUANTITY

Ref. No.	Part No.	Description	Quantity	
1	71-7507	Exhaust pipe - left	1	
2	71-7508	Exhaust pipe - right	1	
3	71-0216	Finned clip	2	
4	70-6744	Bolt-finned clip	2	
5	70-8860	Washer-spherical	2	
6	70-6857	Stay-exhaust pipe	2	
7	14-0102	Screw	2	
8	14-1301	Nut	2	
9	70-9888	Coupling pipe	1	
10	70-7512	Clip	2	
11	70-3768	'D' washer	} Ex pipes to coupling pipe	
12	14-0217	Bolt		2
13	14-1202	Nut		2
14	71-4159	Silencer	2	
15	83-7540	Hanger - Silencer	2	
16	14-0102	Bolt	4	
17	14-1201	Nut	} Silencer to hanger 4	
18	60-2338	Washer		4
19	70-5874	Clip		2
20	70-3768	'D' Washer	} Ex pipes to silencer	
21	14-0219	Bolt		2
22	60-4247	Washer		2
23	14-1202	Nut	2	



## FRAME

Ref. No.	Part No.	Description	Quantity		
			TR7	T140	
1	83-7537	Frame	1	1	
2	71-3463	Oil filler cap	1	1	
3	60-3616	'O' ring	1	1	
4	83-7532	Centre stand	1	1	
5	14-0147	Pivot bolt	2	2	
6	83-7460	Pivot bearing bush	2	2	
7	14-1305	Nut - Pivot bolt	2	2	
8	83-3793	Return spring	1	1	
9	57-2331	Pedal rubber	1	1	
10	83-7553	Prop stand	1	1	
14	82-7021	Pivot bolt	1	1	
15	14-1303	Nut - bolt	1	1	
16	82-8382	Return spring	1	1	
NI	60-3361	Transfer - "made in England"	1	1	
NI	60-7168	Transfer - "ratio suppression"	1	1	
17	82-6784	Grommet-battery leads	2	2	ES Only

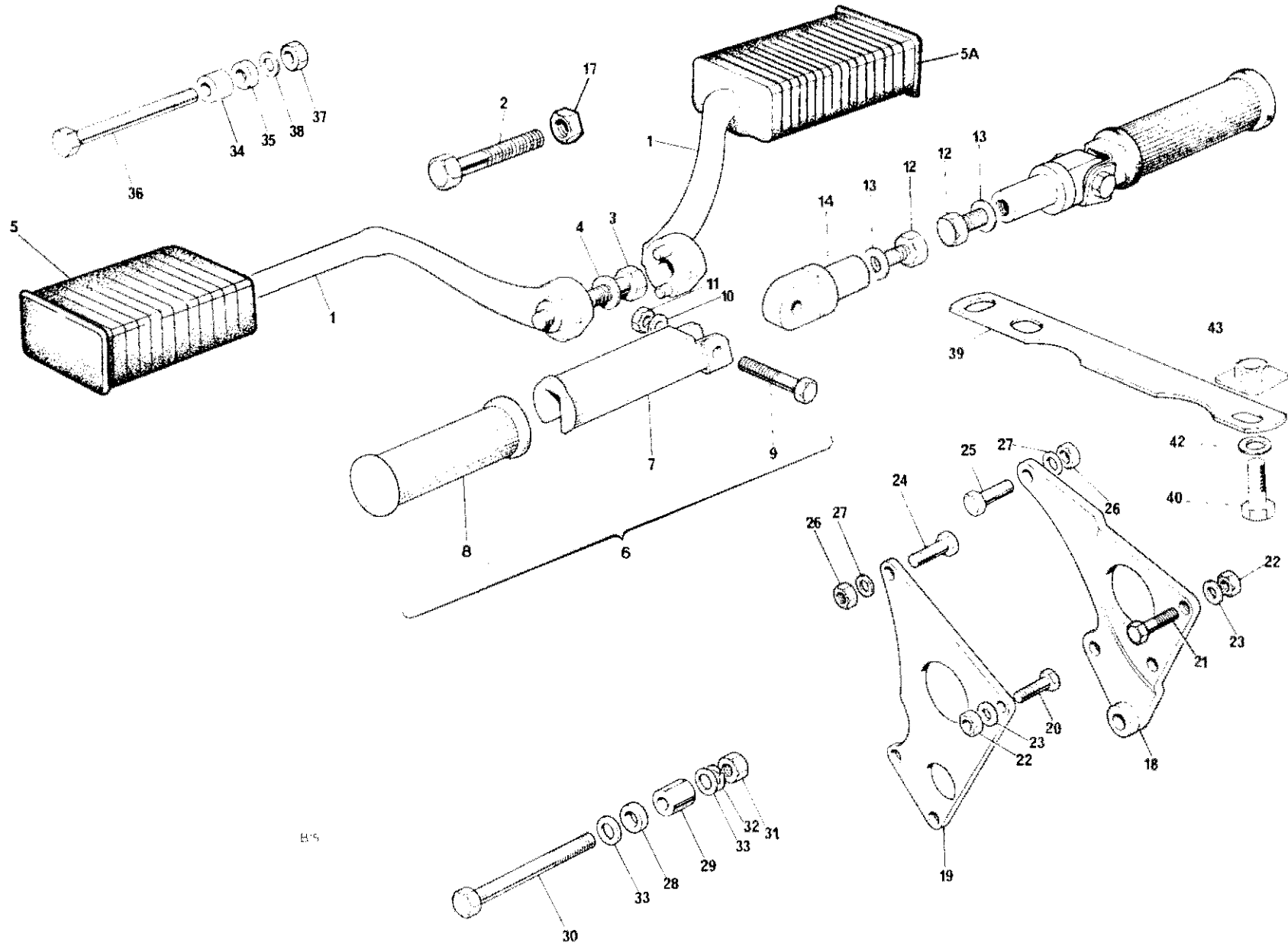


B 14

SWINGING ARM AND SUSPENSION UNITS

## SWINGING ARM AND SUSPENSION UNITS

Ref. No.	Part No.	Description	Quantity	Remarks
1	83-7510	SWINGING ARM	1	
2	83-2521	Bush	4	
3	60-7336	Grease nipple	2	
4	21-7097	Washer for nipple	2	
5	83-2691	Sleeve, swinging arm pivot	2	
6	83-2690	Distance piece R.H.	1	
7	83-2689	Distance piece L.H.	1	
8	83-2692	Dirt excluder	4	
9	21-2087	Pivot bolt - swinging arm	1	
10	83-2266	Washer, swinging arm pivot	2	
11	14-1307	Nut, swinging arm pivot	1	
12	83-7534	Brake torque stay	1	
14	21-7047	Bolt torque stay - swinging arm	1	
15	21-7065	Bolt, torque stay - caliper	1	
16	60-2331	Washer, torque stay	2	
17	14-1803	Nut, torque stay	2	
18	60-7037	SUSPENSION UNIT	2	
19	99-1048	Spring chrome 110lbs.	2	
20	14-0235	Bolt, damper - top	2	
21	60-2331	Washer, damper-top and bottom	8	
22	14-1303	Nut, damper-top and bottom	4	
23	14-0234	Bolt, damper, lower	2	
24	83-2641	Chainguard	1	
25	60-2347	Washer, chainguard fixing - front	1	
26	14-0206	Bolt, chainguard fixing front	1	

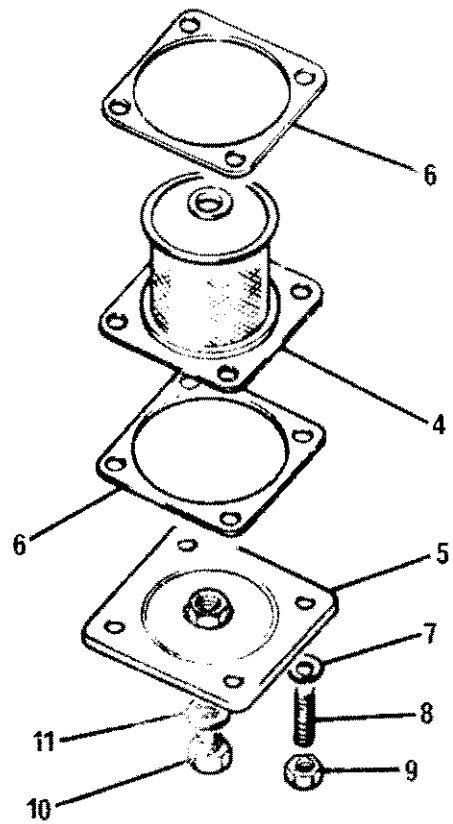
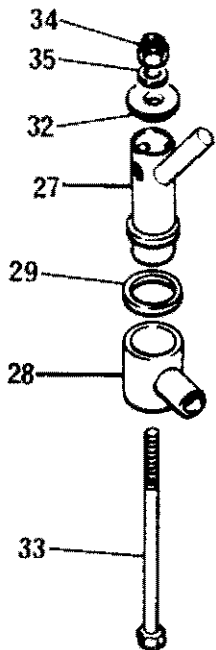
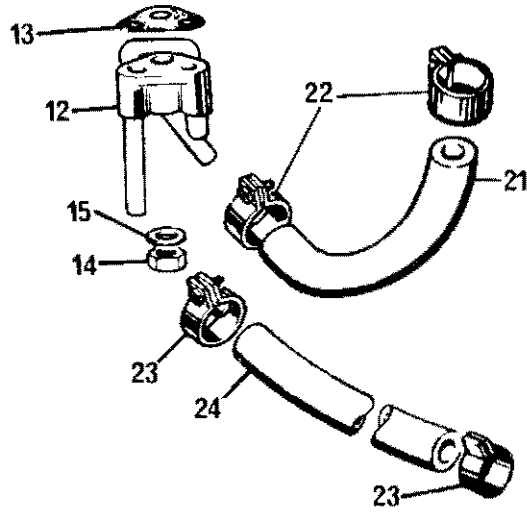
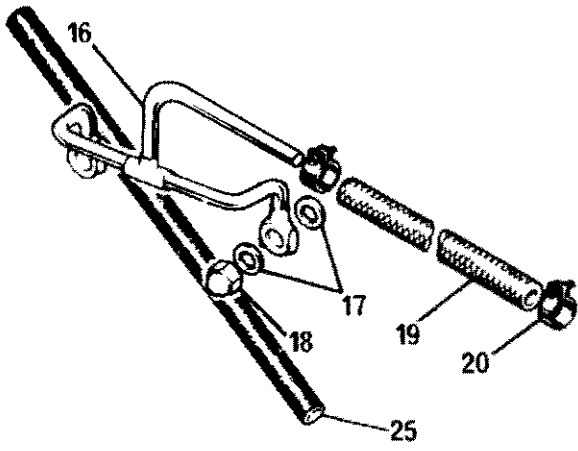


MOTOR UNIT FITTINGS AND FOOTRESTS



## MOTOR UNIT FITTINGS AND FOOTRESTS

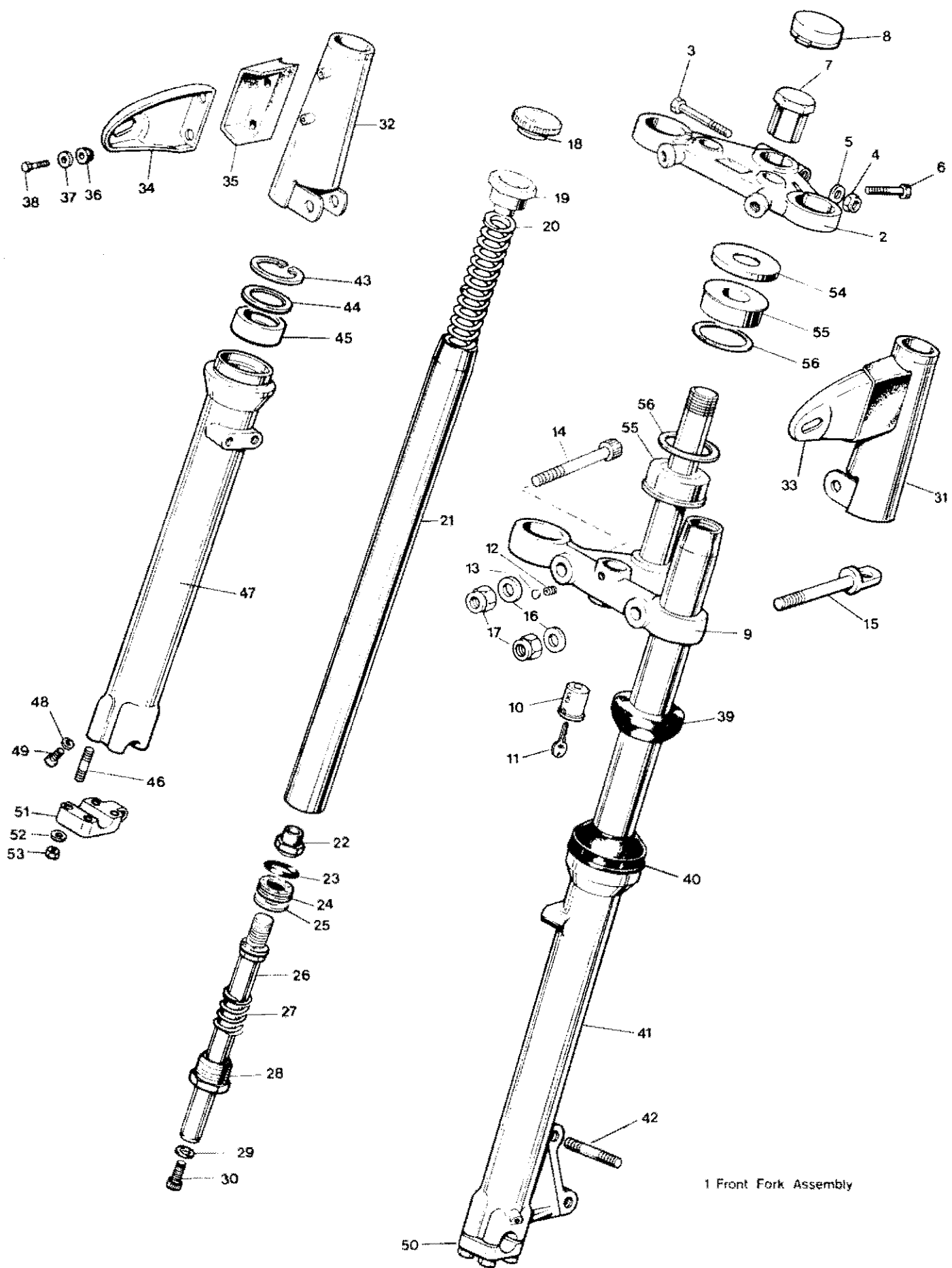
Ref. No.	Part No.	Description	Quantity	Remarks	
1	83-7040	Footrest - left and right	2		
2	14-0261	Footrest bolt, right	1		
3	14-0259	Footrest bolt, left	1		
4	60-2333	Washer	2		
5	83-7256	Footrest rubber LH	1		
5A	83-7259	Footrest rubber RH	1		
6	83-7695	PILLION FOOTREST ASSEMBLY L.H. & R.H.	2		
7	83-7059	Pedal	2		
8	82-9054	Pedal Rubber	2		
9	14-0216	Bolt	2		
10	82-9089	Washer	2	Footrest swivel	
11	14-1302	Nut	2		
12	14-0128	Bolt	2		
13	60-2419	Washer	2	Hanger to frame	
14	83-7694	Hanger P/F-C/W peg	2		
17	14-1305	Footrest bolt nut	2		
18	83-7011	Rear motor plate right	1		
19	83-7009	Rear motor plate left	1		
20	14-0115	Bolt	4	Rear motor plates to frame	
21	14-0116	Bolt	1		
22	14-1302	Nut	5		
23	60-2330	Washer	9		
24	14-0220	Bolt-LH upper and lower	2	Motor to motor plates	
25	14-0221	Bolt-RH upper and lower	2		K/S only
25	14-0222	Bolt-RH upper	1		ES only
25	14-0221	Bolt-RH lower	1		ES only
26	14-1302	Nut	4		
27	60-2321	Washer	8		
28	83-2846	Distance piece - left	1	Motor to frame centre bottom	
29	83-2847	Distance piece - right	1		
30	21-2112	Bolt	1		
31	14-0304	Nut	1		
32	60-4251	Washer	1		
33	60-2332	Washer	1		
34	83-2848	Distance piece - left	1	Motor fixing front	
35	83-2849	Distance piece - right	1		
36	14-0254	Bolt	1		
37	14-1304	Nut	1		
38	60-2332	Washer	1		
39	83-7467	Steady bracket motor to frame	1		
40	14-0128	Bolt	1	Bracket to frame	
42	60-2331	Washer	1		
43	83-4086	Attachment plate	1		
44	83-7737	Solenoid mounting bracket	1	ES only	



**OIL AND BREATHER PIPES**

## OIL AND BREATHER PIPES

			QUANTITY	
Ref. No.	Part No.	Description		
4	83-4783	Oil filter	1	1
5	71-3316	Sump plate	1	1
6	83-2829	Gasket	2	2
7	60-2330	Washer	4	4
8	21-2109	Stud	4	4
9	14-1302	Nut	4	4
10	82-5343	Drain plug	1	1
11	70-1335	Copper washer - Drain plug	1	1
12	71-7176	Oil junction block	1	1
13	71-3754	Joint washer	1	1
14	21-1908	Nut	1	1
15	70-3446	Washer	1	1
16	71-3550	Rocker oil pipe	1	1
17	70-1335	Washer	4	4
18	21-0550	Nut	2	2
19	71-3551	Rocker feed pipe	1	1
20	70-6848	Clip - rocker feed pipe	2	2
21	71-7058	Oil return pipe	1	1
22	70-6848	Clip - return pipe	2	2
23	82-9073	Clip - feed pipe	2	2
24	71-7015	Oil feed pipe	1	1
25	83-7154	Oil tank vent pipe - to rocker box	1	1
26	83-7323	Breather pipe - crankcase to air box	1	1
27	83-7703	Breather tower	1	1
28	83-7148	Banjo union	1	1
29	70-1465	Washer - banjo union	1	1
30	60-2252	Clip - breather pipe to adaptor	1	1
31	60-7117	Clip - breather pipe to banjo	1	1
32	83-7151	Cap - breather tower top	1	1
33	14-0213	Bolt - breather tower to air box	1	1
34	14-1901	Nut - breather tower to air box	1	1
35	70-2441	Washer - breather tower to air box	1	1



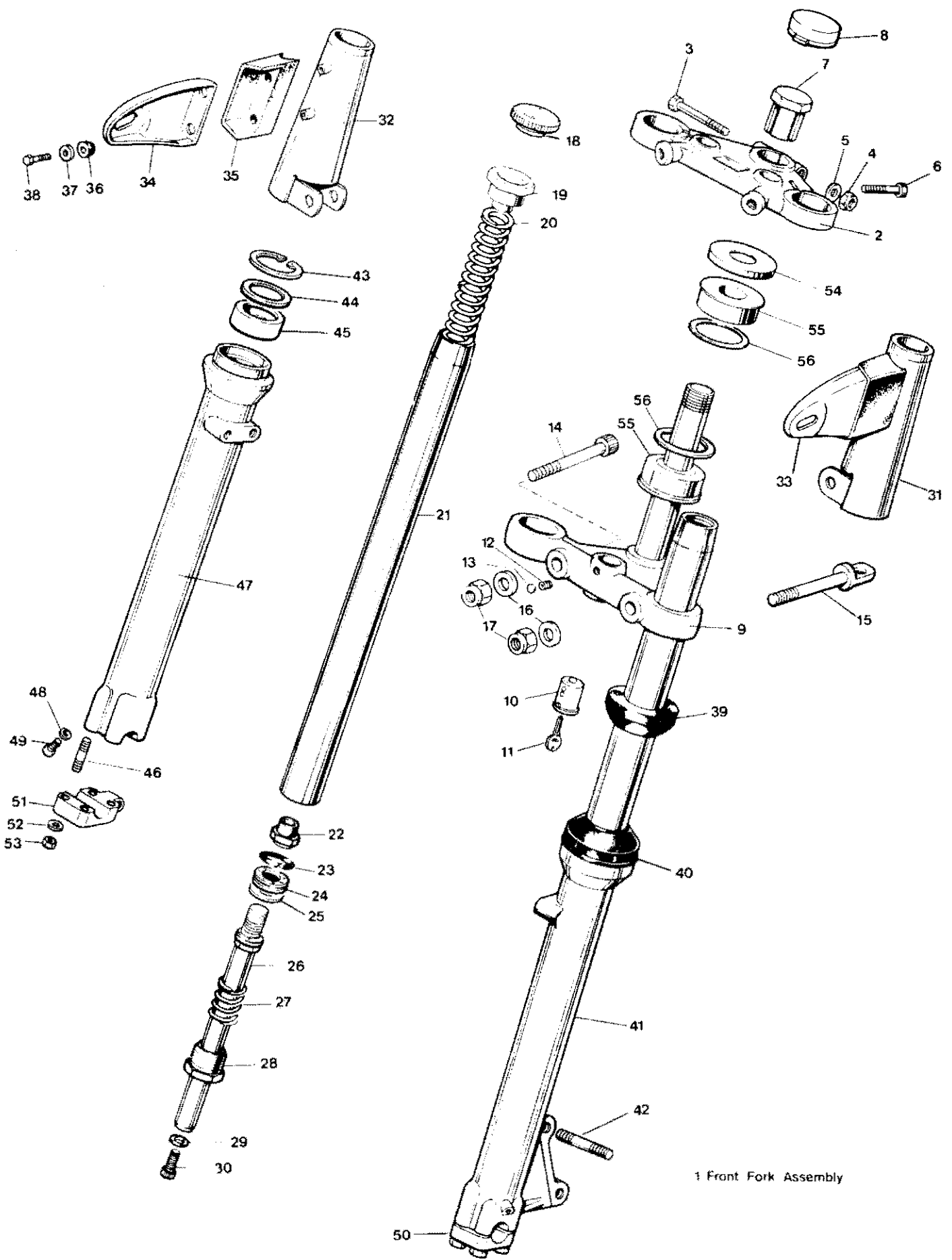
1 Front Fork Assembly

TELESCOPIC FRONT FORK

## TELESCOPIC FRONT FORK

QUANTITY  
TR7 T140

Ref. No.	Part No.	Description		
1	97-7111	Fork Assy - less Gaiter	-	1
1	97-7107	Fork assembly - c/w gaiters	1	1
2	97-7081	Top yoke	1	1
3	14-0234	Pinch bolt	1	1
4	14-1303	Nut	1	1
5	60-2331	Washer	1	1
6	14-1034	Cap screw	2	2
7	97-7070	Steering stem nut	1	1
8	97-7071	Cap steering stem nut	1	1
9	97-7095	Bottom yoke & stem	1	1
10	60-7271	Lock c/w 2 keys neiman type	1	1
11	60-0623	Key (state serial no.)	As required	
12	21-0578	Grub screw lock fixing	1	1
13	97-2266	Sealing washer	1	1
14	14-0237	Pinch bolt - right	1	1
15	97-4476	Eye bolt - left	1	1
16	83-2184	Washer	4	4
17	14-1303	Nut	2	2
18	97-7034	Cap screw assembly c/w insert	2	2
N/I	97-4259	Insert self adhesive	2	2
19	97-4387	Top nut	2	2
20	97-4011	Main spring	2	2
21	97-4380	Stanchion	2	2
22	97-4012	Nut - damper valve	2	2
23	97-4003	'O' ring	2	2
24	97-4020	Damper valve	2	2
25	97-4010	Plain washer - damper valve	2	2
26	97-4325	Damper tube	2	2
27	97-4009	Recoil spring	2	2
28	97-4076	End plug	2	2
29	97-4004	Sealing washer	2	2
30	14-1019	Damper fixing screw	2	2
31	97-4480	Outer cover left	1	1
32	97-4481	Outer cover right	1	1
33	97-4564	Headlamp bracket left	1	1

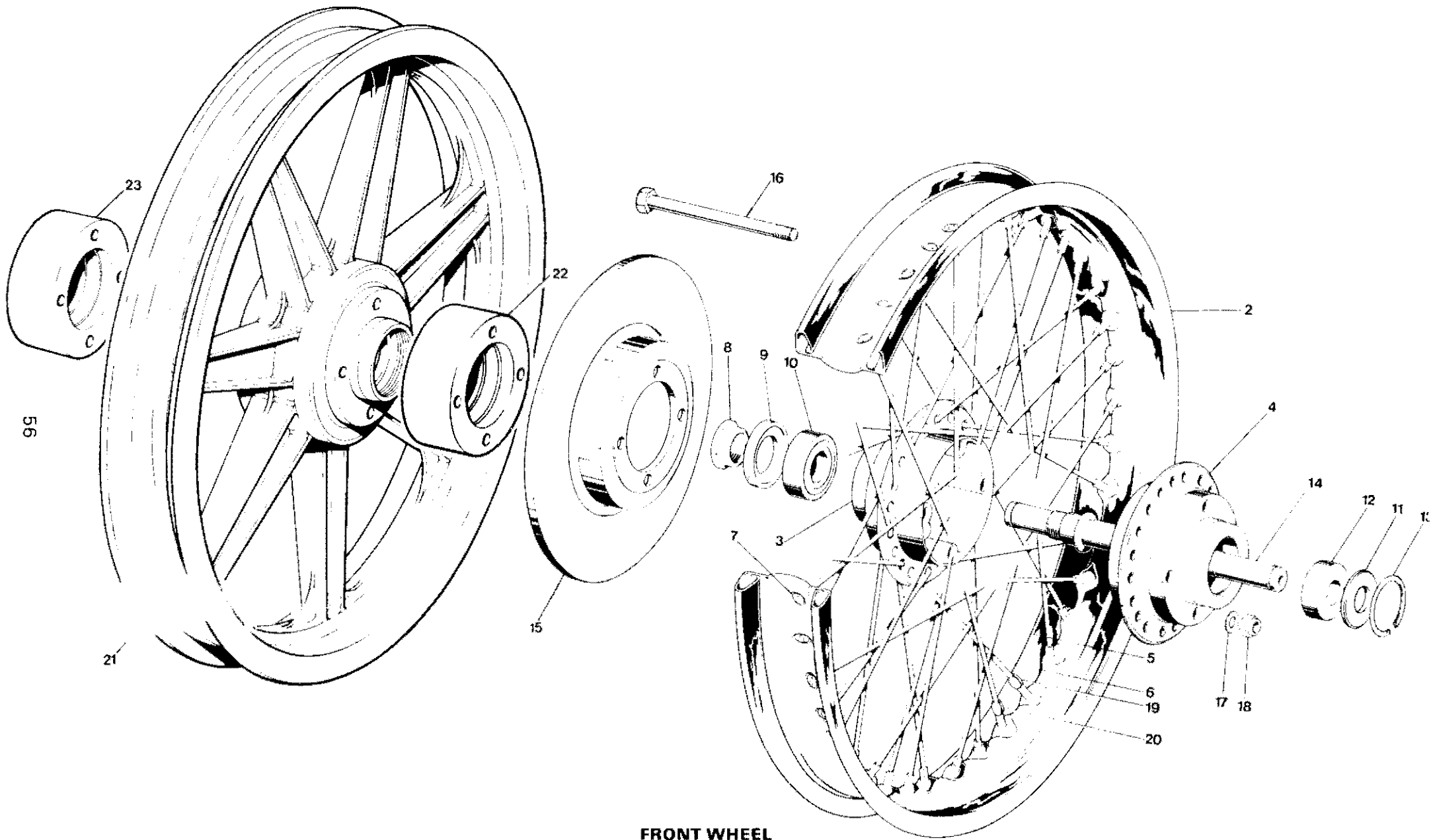


1 Front Fork Assembly

TELESCOPIC FRONT FORK

## TELESCOPIC FRONT FORK

Ref. No.	Part No.	Description	QUANTITY	
			TR7	T140
34	97-4203	Headlamp bracket	1	1
35	97-2208	Rubber mounting	2	2
36	97-2209	Rubber buffer	4	4
37	97-2210	Backing washer	2	2
38	21-2095	Bolt - attachment	2	2
39	97-4461	Rubber ring outer	2	2
40	97-4002	Scraper sleeve	2	2
N/I	97-1510	Gaiter	2	2
41	97-7088	Bottom member LH	1	1
42	21-2189	Stud - caliper	2	2
43	60-7269	Circlip	1	1
44	97-7093	Retainer	1	1
45	97-7079	Oil seal	1	1
46	21-2102	Stud - spindle	2	2
47	97-7089	Bottom member RH	1	1
43	60-7269	Circlip	1	1
44	97-7093	Retainer	1	1
45	97-7079	Oil seal	1	1
46	21-2102	Stud - spindle	2	2
48	97-3893	Washer - drain plug	2	2
49	97-3894	Drain plug	2	2
50	97-4456	Cap wheel spindle L.H.	1	1
51	97-4457	Cap wheel spindle R.H.	1	1
52	60-2428	Washer - cap	8	8
53	14-0302	Nut - cap	8	8
54	97-4028	Dust cover	1	1
55	97-4031	Bearing	2	2
56	83-2007	Backing ring	2	2
N/I	82-6784	Grommett throttle cable	1	1



FRONT WHEEL





## FRONT WHEEL

QUANTITY

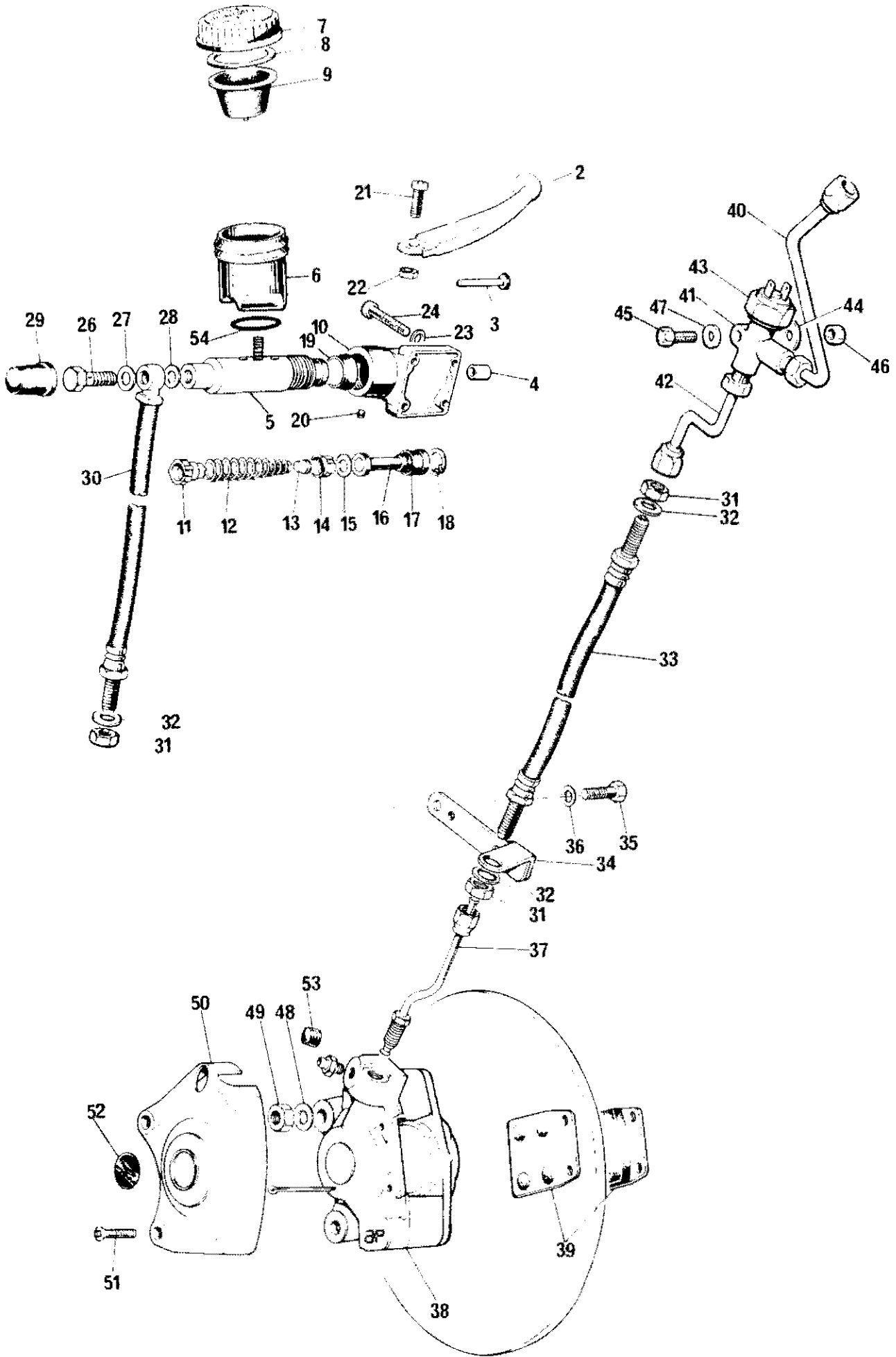
Ref. No.	Part No.	Description		
1	37-7057	Rim, spokes and hub assy	1	1
2	37-4129	Rim WM2 x 19	1	1
3	37-7058	Hub - left half	1	1
4	37-7059	Hub - right half	1	1
5	37-4131	Spoke - outer	20	20
6	37-4130	Spoke - inner	20	20
7	37-2294	Nipple	40	40
8	37-4133	Nut - wheel spindle	1	1
9	37-4134	Lock ring - left	1	1
10	37-7041	Bearing - left	1	1
11	37-1237	Dust cover - right	1	1
12	37-7042	Bearing - right	1	1
13	57-0280	Circlip - right	1	1
14	37-4132	Spindle	1	1
15	37-4275	Disc	1	1
16	21-2207	Bolt	4	4
17	70-8770	Washer	8	8
18	14-1203	Nut	4	4
19	37-3969	Balance weight - short	As required	
20	37-3970	Balance weight - long	As required	

### FRONT WHEEL-CAST ALLOY

21	37-7165	Front wheel less fittings	As Req.	
22	37-7161	Bearing carrier L.H	1	
23	37-7162	Bearing carrier R.H.	1	

ALL OTHER PARTS AS SPOKED WHEEL.

REF 1 MASTER CYLINDER COMPLETE

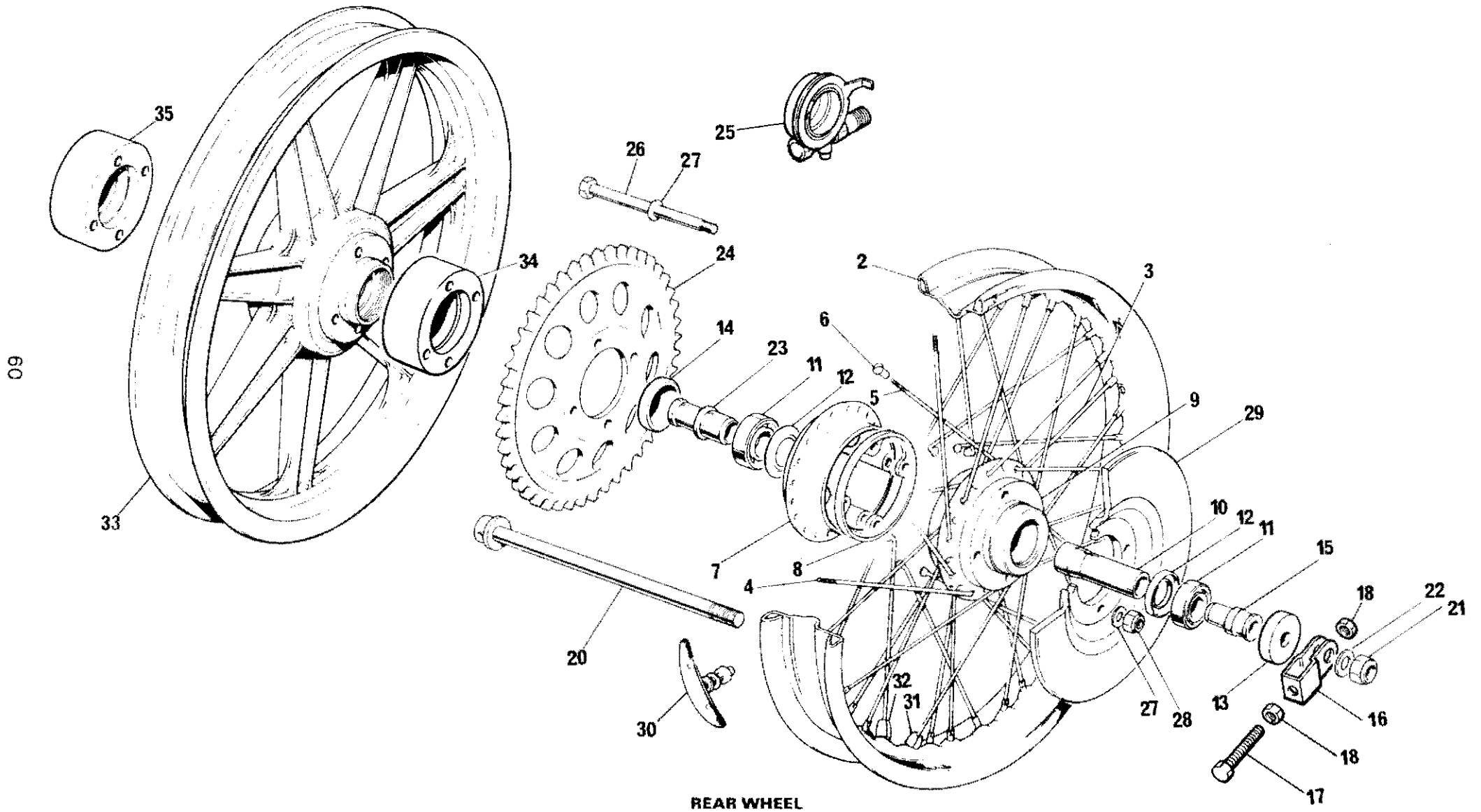


FRONT BRAKE

## FRONT BRAKE

Ref. No.	Part No.	Makers Part No.	Description	Quantity	Remarks
1	60-7163	4222-986	MASTER CYLINDER ASSY	1	
2	97-5074		Brake lever	1	
3	60-7158		Push rod	1	
4	60-7165		Bush for pushrod	1	
5	99-7027	4211-134	Barrel & stud assembly	1	
6	60-4397	3251-821	Body Reservoir	1	
7	60-4365	3847-248	Cap	1	
8	60-4328	3853-238	Washer	1	
9	60-4366	3818-747	Diaphragm	1	
10	60-7164		Master cyl mtg body	1	
11	AP.LTD	Use 99-2768	Trap valve	1	} Ref only
12	AP.LTD		Spring	1	
12	AP.LTD		Spring	1	
13	AP.LTD		Spring retainer	1	
14	AP.LTD	Use 99-2768	Primary cup	1	
15	AP.LTD	Use 99-2768	Piston washer	1	
16	AP.LTD		Piston	1	
17	AP.LTD	Use 99-2768	Secondary cup	1	
18	AP.LTD	K29103	Circlip	1	
19	AP.LTD	Use 99-2768	Rubber boot	1	
20	AP.LTD	3476-209	Grub screw	1	
21	21-2191		Pivot screw	1	
22	14-1201		Nut	1	
23	23-1555		Washer	4	
24	21-7038		Screw	4	
26	60-4183	30420	Banjo bolt	1	
27	60-4182	KL44518	Sealing washer	1	
28	60-4184	KL44516	Sealing washer	1	
29	60-4626	3817-811	Rubber boot	1	
30	60-7174	4376-405L	Hose, master cylinder/top yoke c/w boot	1	for high handlebar
30	60-4177	KL100717L	Hose, master cylinder/top yoke	1	For low handlebar
31	60-4180	K24103	Locknut	3	
32	70-2288	K19407	Washer	3	
33	60-4175	KL100613L	Hose, bottom yoke/fork leg	1	
34	83-7064		Bracket - pipe support	1	} Bracket to fork leg and bridge piece
35	14-0103		Bolt	4	
36	60-2427		Washer	4	
37	60-4178	ZTA2070N	Pipe, fork leg/caliper	1	
38	60-4101	4261-476	CALIPER	1	
39	99-2769	LDB750DC230	Brake pad kit	1	
Not illus.	99-7006	KL71594	Caliper seal kit	1	
40	60-7177		Pipe - top lug to 'T'	1	
41	60-7176	3725-617	'T' piece	1	
42	60-7178		'Pipe - 'T' to middle lug	1	
43	60-7155	2SH34619	Brake switch	1	
Not illus.	70-1335		Washer brake switch	1	
44	97-7042		Bracket 'T' piece	1	
45	14-0105		Screw - bracket to 'T'	1	
46	14-1301		Nut - bracket to 'T'	1	
47	60-2329		Washer - bracket to 'T'	1	
48	60-2331	-	Washer	2	} Caliper to outer member
49	14-1303	-	Nut	2	
50	37-4263	-	Cover, caliper	1	
51	21-2196	-	Screw, cover attachment	2	
52	60-4156	-	Decal, caliper cover	1	
53	60-4266	363-400	Cover, bleed nipple	1	
Not illus.	99-2768	SSB930	Front master cyl. seal kit	1	
54	60-4374	-	'O' ring	1	

REF. 1 RIM, SPOKES AND HUB ASSEMBLY



REAR WHEEL

09

## REAR WHEEL

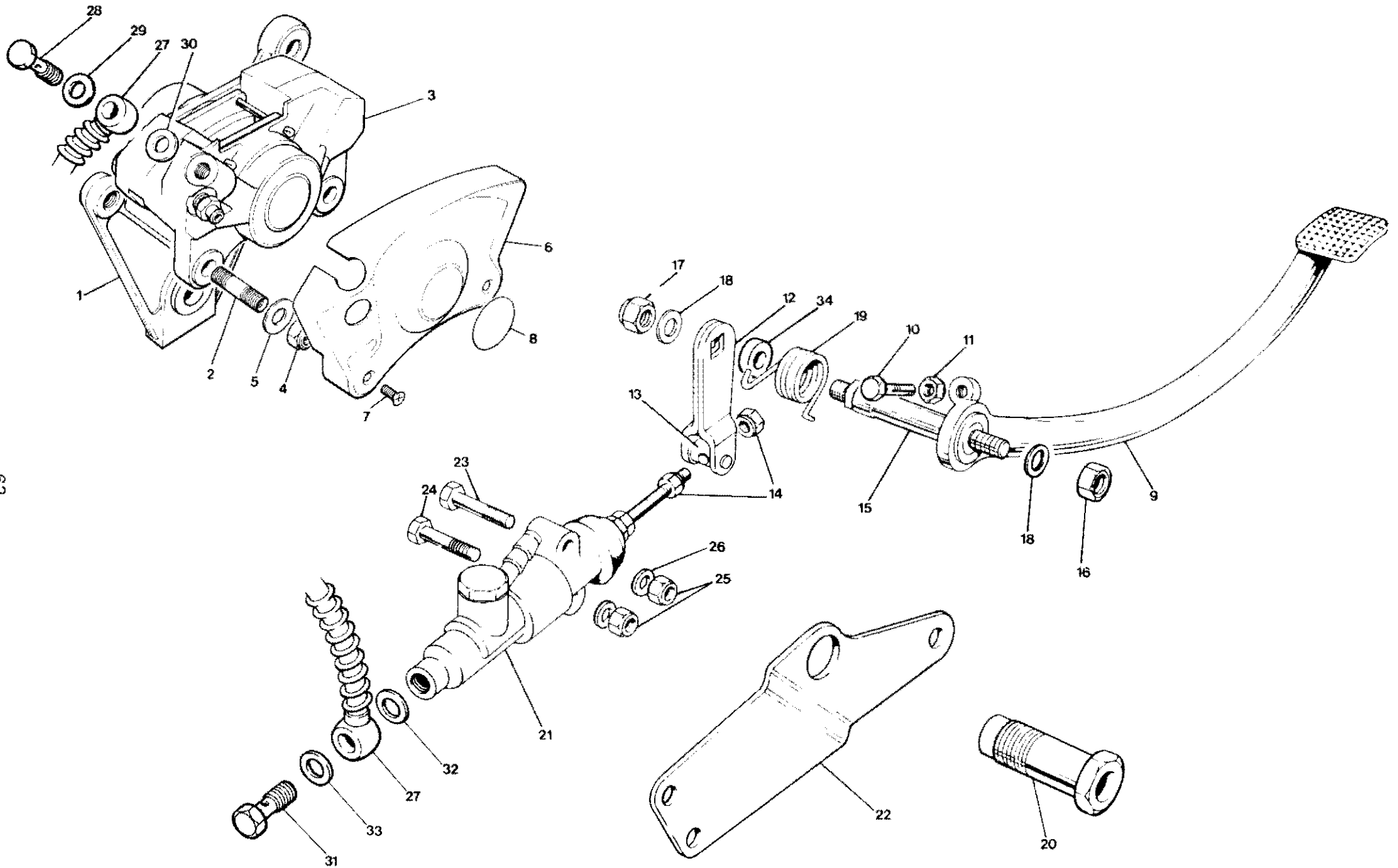
QUANTITY

Ref. No.	Part No.	Description		
1	37-7061	RIM, SPOKES AND HUB ASSY	1	1
2	37-7030	Rim WM3 x 18	1	1
3	37-7031	Spoke	20	20
4	37-7032	Spoke	10	10
5	37-7033	Spoke	10	10
6	37-7034	Nipple	40	40
7	37-7047	Hub - left	1	1
8	37-7063	Centre spacer - hub	1	1
9	37-7062	Hub - right	1	1
10	37-7051	Spacer tube bearing	1	1
11	37-7041	Bearing left & right	2	2
12	37-4135	Retaining washer	2	2
13	37-7055	Lock ring RH	1	1
14	37-7054	Dust cover RH	1	1
15	37-7111	Spacer RH bearing	1	1
16	37-7127	Chain adjuster	2	2
17	14-0118	Screw - chain adjuster	2	2
18	14-0302	Nut - chain adjuster	4	4
20	37-7113	Spindle	1	1
21	14-1307	Nut - spindle	1	1
22	83-2266	Washer - spindle nut	1	1
23	37-7052	Spacer LH bearing	1	1
24	37-7064	Sprocket 47 tooth	1	1
24	37-7072	Sprocket 45 tooth	A	A
25	60-7091	Speedo drive gearbox	1	1
26	21-7041	Bolt - disc/sprocket to hub	4	4
27	70-8770	Washer - bolt and nut	8	8
28	14-1203	Nut - bolt	4	4
29	37-4275	Disc	1	1
30	37-3468	Securing bolt	1	1
31	37-3969	Balance weight - short	As required	
32	37-3970	Balance weight - long	As required	

### REAR WHEEL - CAST ALLOY

33	37-7166	Rear wheel less fittings	As Req.	
34	37-7163	Bearing carrier L.H.	1	
35	37-7164	Bearing carrier R.H.	1	

ALL OTHER PARTS AS SPOKED WHEEL

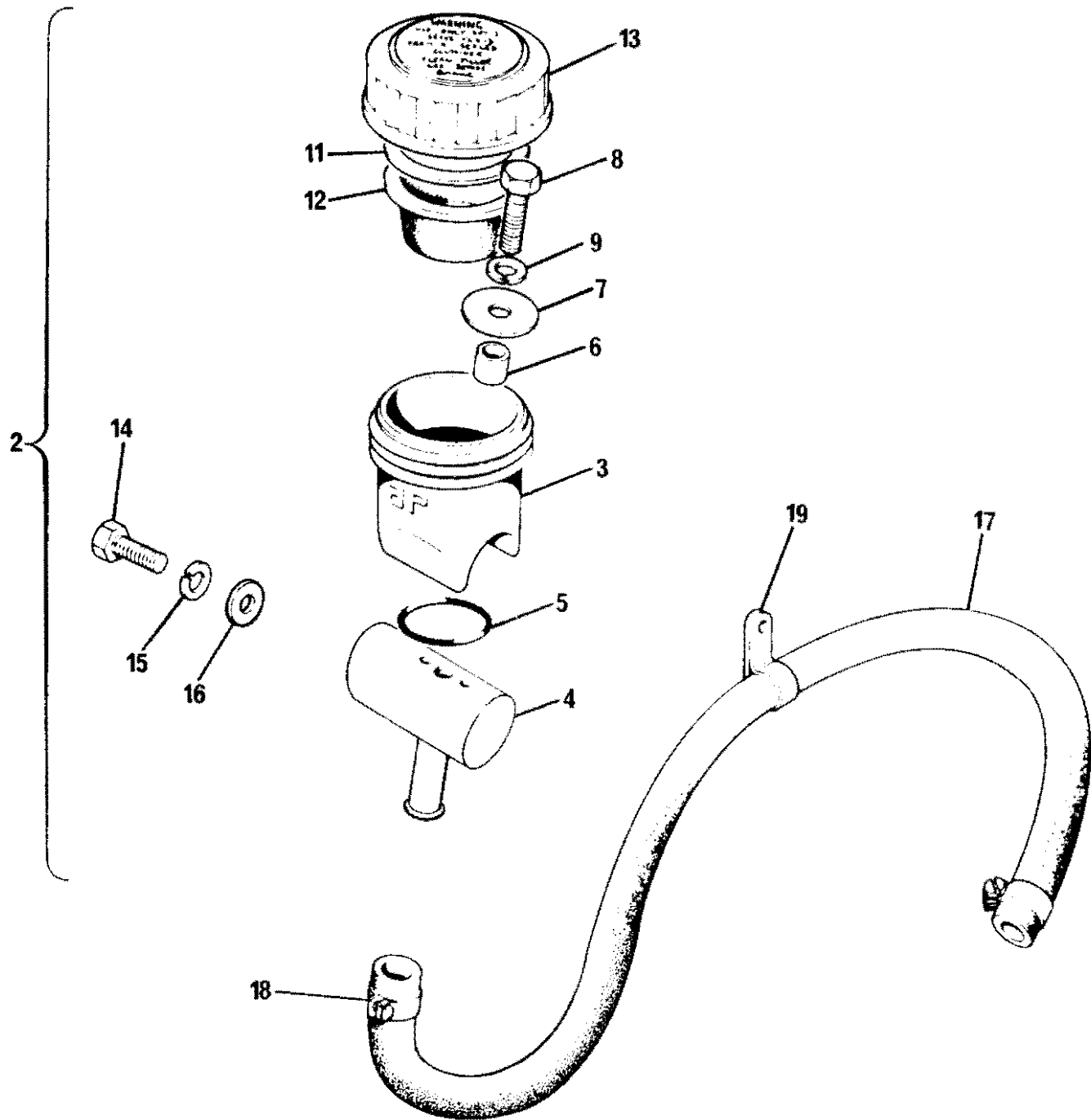


REAR BRAKE



## REAR BRAKE

Ref. No.	Part No.	Description	Quantity	Remarks
1	37-7124	Rear caliper mounting plate	1	
2	21-2189	Stud - caliper to plate	2	
3	60-4101	Caliper	1	
4	14-1303	Nut - caliper to mounting plate stud	2	
5	60-2331	Washer, for nut	2	
6	37-4263	Cover - caliper	1	
7	21-2196	Screw - cover	2	
8	60-4156	Decal - cover	1	
9	83-7560	Brake pedal	1	
10	14-0103	Screw, adjuster - stop light	1	
11	14-0301	Nut, adjuster screw	1	
12	83-7003	Trunnion lever	1	
13	83-7024	Trunnion	1	
14	21-7006	Adjuster nut, push rod	2	5/16" UNF shouldered
15	83-7046	Spindle, rear brake pedal	1	
16	14-1903	Nut, brake pedal spindle, outer	1	
17	14-1303	Nut, brake pedal spindle, inner	1	
18	60-2331	Washer, for nut	2	
19	83-7016	Return spring, brake pedal	1	
20	83-7163	Pivot bolt	1	
21	60-4401	Master cylinder complete	1	
22	83-7567	Mounting plate, master cylinder	1	
23	14-0221	Bolt master cylinder fixing - top	1	
24	21-7007	Bolt, master cylinder fixing - bottom	1	
25	14-1302	Nut,	2	
26	60-2330	Washer for nut	2	
27	60-7233	Brake hose	1	
28	60-7236	Banjo bolt - caliper	1	
29	60-4184	Sealing washer - thin	1	
30	37-7100	Sealing washer - thick	1	
31	60-4183	Banjo bolt - master cylinder	1	
32	60-4182	Sealing washer	1	
33	60-4184	Sealing washer under head	1	
34	83-7015	Boss-spring retainer	1	

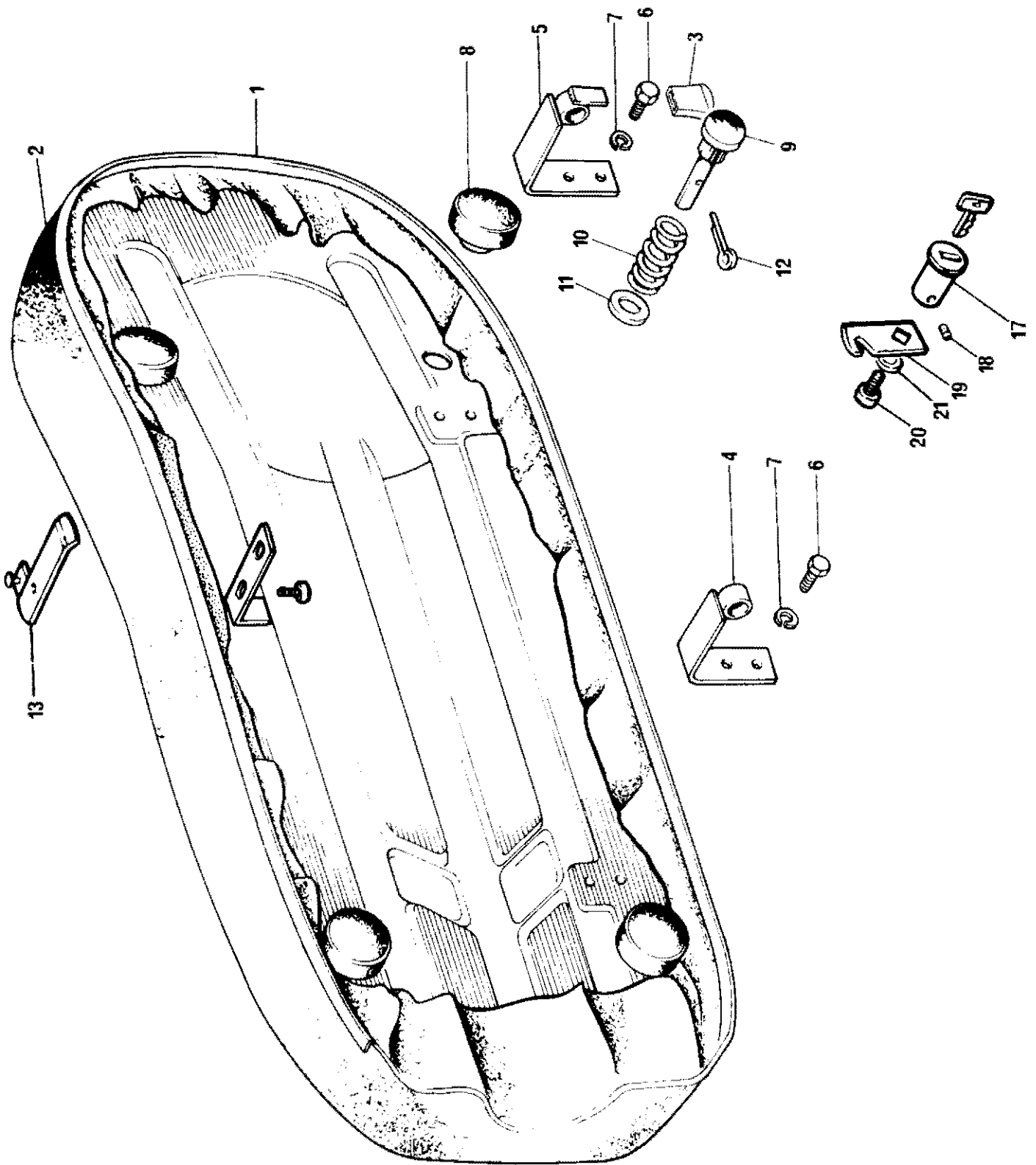


**REAR BRAKE**



**REAR BRAKE (continued)**

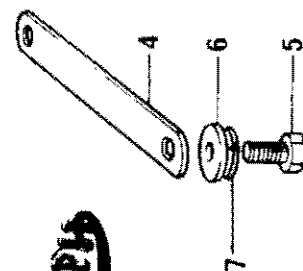
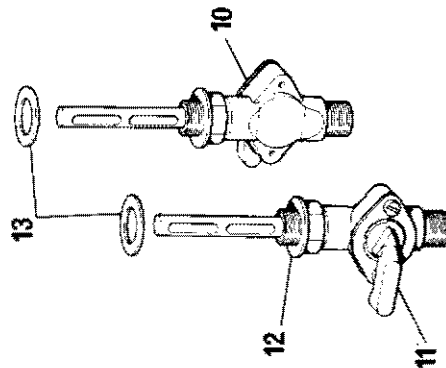
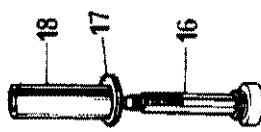

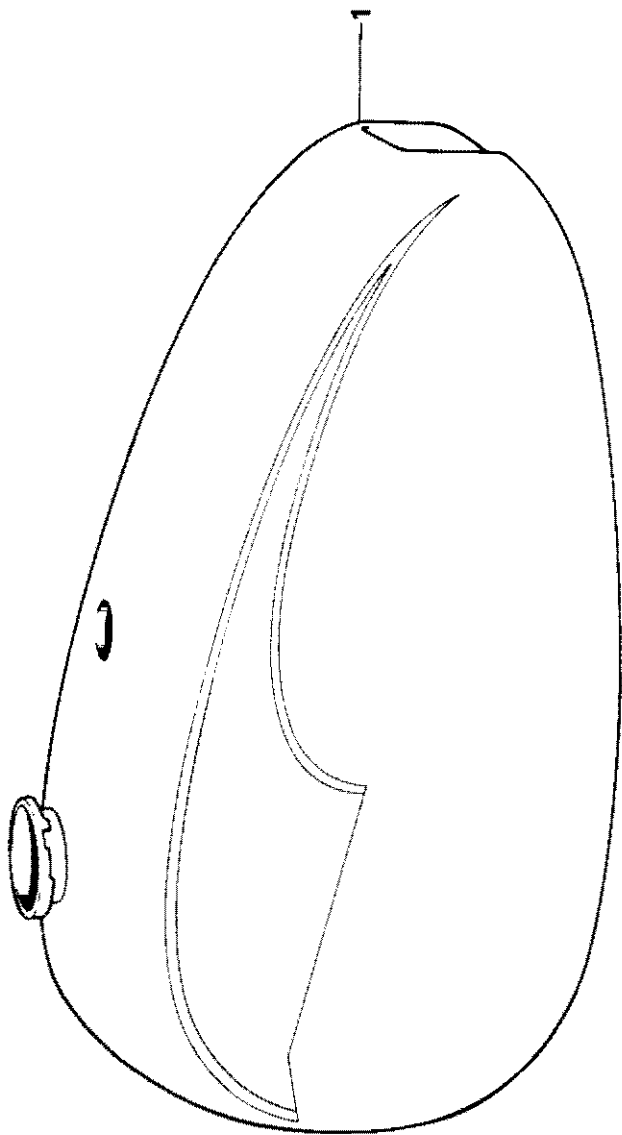
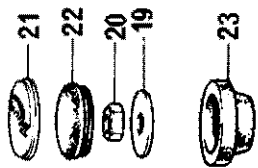
Ref. No.	Part No.	Makers Part No.	Description	Quantity	Remarks
2	83-7521		Reservoir assy	1	
3	60-4397		Reservoir Body	1	
4	83-7501		Mounting, reservoir c/w pipe	1	
5	60-4374	3855/814	'O' ring	1	
6	83-7533		Distance piece	1	
7	60-4399	3512/305	Washer	1	
8	14-0102		Bolt, body to mounting	1	
9	60-2427		Spring washer for bolt	1	
11	60-4328		Washer, paper	1	
12	60-4366	3818/747	Diaphragm	1	
13	60-4365	3847/240	Filler cap	1	
14	14-0101		Bolt, mounting to side panel	1	
15	60-2427		Washer, spring	1	
16	60-2338		Washer, plain	1	
17	60-7248		Hose, reservoir to master cylinder	1	
18	60-7030		Clip, hose	2	
19	83-7049		Clip, hose retaining	1	
NI	99-2768		Master cylinder seal kit		
20	99-2769		Brake pad kit		
NI	99-7006	KL71594	Caliper seal kit		



## TWIN SEAT

QUANTITY

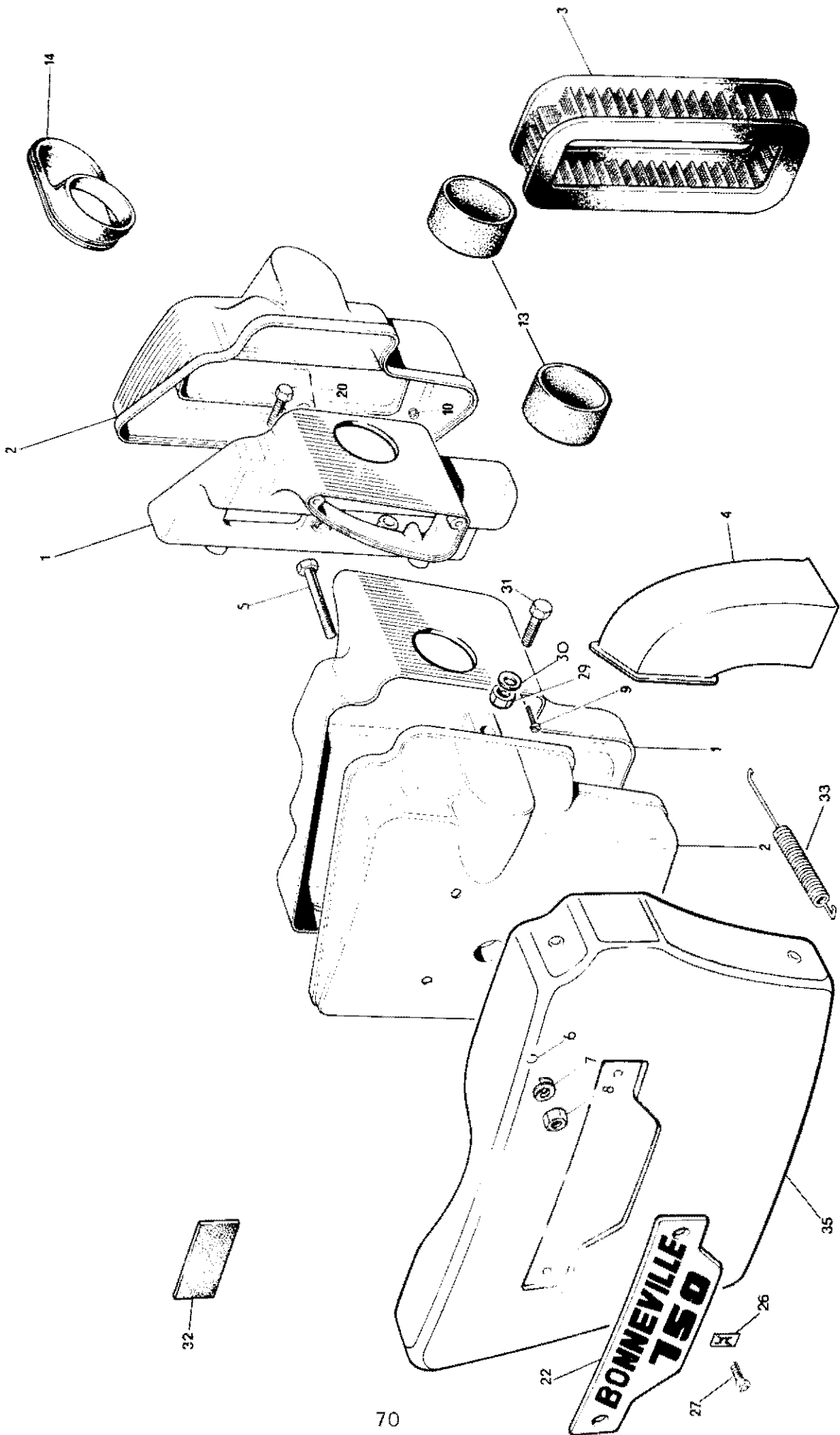
	Part No.	Description	
1	83-7391	Twinseat-use with 2 · 8 gallon tank K/S	1
1	83-7726	Twinseat-use with 2 · 8 gallon tank E/S	1
1	83-7598	Twinseat-use with 4 · 0 gallon tank K/S	1
2	83-7893	Twinseat-use with 4 · 0 gallon tank E/S	1
2	83-7793	Cover twinseat use with 2 · 8 gallon tank	1
2	83-7595	Cover twinseat use with 4 · 0 gallon tank	1
3	83-7544	Plastic sleeve - seat hinger rear	1
4	83-4782	Hinge - twinseat front	1
5	83-1542	Hinge - twinseat rear	1
6	14-0101	Bolt - hinge	4
7	60-2417	Washer - spring	4
8	82-9093	Rubber buffer	4
9	82-7560	Plunger & knob	
10	82-4228	Spring	1
11	71-3749	Plain washer	1
12	60-2720	Split pin	1
NI	60-7159	Transfer neg earth	1
NI	60-7226	Data label	
13	83-7329	Catch plate seat	
14	83-7276	Screw plate fixing	1
NI	14-1301	Nut	1
NI	60-2329	Washer	1
17	60-7215	Twinseat lock assy c/w keys	1
18	21-7049	Grub screw - lock retaining	1
19	83-7328	Catch plate - lock	1
20	97-3894	Screw - catch plate to lock	1
21	97-1388	Washer	1
NI	60-7071	Data label	1



## PETROL TANK

QUANTITY

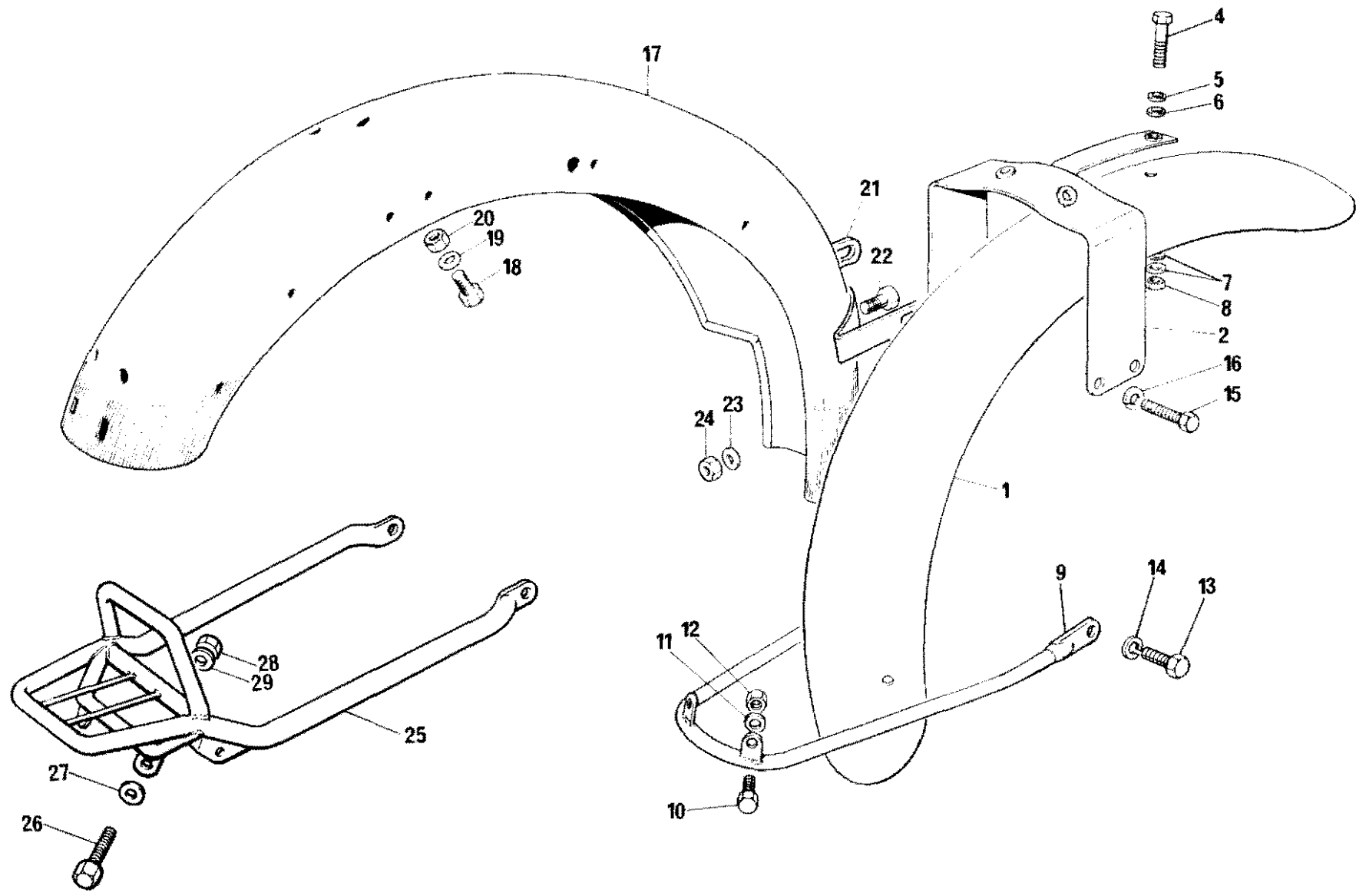
Ref. No.	Part No.	Description	QUANTITY
1	83-7949	Petrol tank 2 · 8 gall. - Silver blue-black	1
1	83-7950	Petrol tank 2 · 8 gall. - Black-Candy Apple	1
1	83-7951	Petrol tank 2 · 8 gall. - Steel Grey-Black	1
1	83-7952	Petrol tank 2 · 8 gall. - Black-Gold line	1
1	83-7898	Petrol tank 2 · 8 gall. - Smokey Flame-Ivory	1
1	83-7899	Petrol tank 2 · 8 gall. - Smokey Blue-Silver	1
1	83-7592	Petrol tank 4 · 0 gall. - Silver Blue-Black	1
1	83-7297	Petrol tank 4 · 0 gall. - Black-Candy Apple	1
1	83-7591	Petrol tank 4 · 0 gall. - Steel Grey-Candy Apple	1
1	83-7597	Petrol tank 4 · 0 gall. - Black-Gold line	1
1	83-7900	Petrol tank 4 · 0 gall. - Smokey Flame-Gold line	1
1	83-7901	Petrol tank 4 · 0 gall. - Smokey Blue-Gold line	1
2	60-7412	Badge LH-use with 7949/7950/7951 Tanks	1
2	60-7413	Badge RH-use with 7949/7950/7951 Tanks	1
2	60-7303	Badge LH/RH use with all 4 · 0 gall. tanks	2
2	60-7414	Badge LH-use with 83-7952 tank	1
2	60-7415	Badge RH-use with 83-7952 tank	1
3	82-7888	Screw-chrome 3/8" UH-use with 83-7898/99, 7949, 7950, 7951	2
3	83-7960	Screw-black 3/8" UH-use with 83-7949, 7950, 7951	2
3	83-1339	Screw-chrome 3/4" UH-use with 83-7898, 7899	2
3	83-7960	Screw-black 3/8" UH-use with 83-7952	4
3	21-2064	Screw-chrome 3/8" UH use with all 4G tank except 83-7597,	4
3	21-7048	Screw-black 3/8" UH use with 83-7597	4
4	83-4395	Tie strap - tank use with 2 · 8	1
4	83-4118	Tie strap - tank use with 4 · 0	1
5	14-0113	Bolt - tie strap	2
6	60-2321	Washer plain bolt	2
7	60-2428	Washer spring - bolt	2
8	83-3875	Petrol filler cap	1
9	82-4048	Joint washer - filler cap	1
10	60-7266	Petrol tap - main	1
11	60-7267	Petrol tap - reserve	1
NI	21-7023	Sealing tape - tap thread	2
12	70-7351	Washer bonded - tap seal	2
13	83-0002	Washer plain tap nut	2
14	83-4931	Steady rubber	2
15	83-4932	Mounting rubber	2
NI	60-3538	Fixing tape - mounting rubber	2
16	83-4930	Centre fixing bolt	1
17	60-2320	Washer - lower	1
18	82-9063	Distance tube	1
19	83-3814	Washer - upper	1
20	14-0302	Nut - fixing bolt	1
21	83-4776	Badge - centre	1
22	97-5061	Grommet for badge	1
23	83-4934	Rubber - centre mounting	1



AIR CLEANER AND SIDE PANELS

## AIR CLEANER AND SIDE PANELS

Ref. No.	Part No.	Description	QUANTITY	
			TR7	T140
			RV	E
1	83-7888	Body - left	-	1
1	83-7890	Body - right	-	1
2	83-7204	Cover - left	-	1
2	83-7205	Cover - right	-	1
1	83-7885	Body - left	1	-
1	83-7886	Body - right	1	-
2	83-4807	Cover - left	1	-
2	83-4808	Cover - right	1	-
3	60-4265	Element	2	2
4	83-5448	Air intake tube, left	1	1
4	83-5449	Air intake tube, right	1	1
5	14-0221	Bolt	2	2
6	82-8245	Retainer	2	2
7	60-2438	Washer	2	2
8	14-0302	Nut	2	2
9	60-3539	Screw	2	2
10	21-0501	Nut	2	2
13	71-7166	Connector pipe Carb to air box	-	2
14	83-5161	Connector pipe	1	-
Not illus.	71-1860	Carburetor adaptor	1	-
Not illus.	60-3975	Clip	1	-
17	83-7498	Side panel - left	1	1
18	83-7495	Side panel - right	1	1
19	82-6673	Panel grommet	2	2
20	14-0102	Bolt	4	4
22	83-7316	Name plate	-	2
22	83-7334	Name plate	2	-
NI	60-7386	Transfer-'Electro'styling panel	2	2
26	21-7020	Spire nut	4	4
27	82-4129	Screw	4	4
29	14-1302	Nut	2	2
30	60-2321	Plain washer	2	2
31	14-0218	Bolt	2	2
32	82-7380	Rubber pad - under styling panel	2	2
33	83-7070	Spring - styling panel fixing	2	2
34	83-7896	Styling side panel LH Smokey Blue	As req.	
35	83-7897	Styling side panel RH Smokey Blue	As req.	
34	83-7305	Styling side panel L.H. Black	As req.	
35	83-7645	Styling side panel R.H. Black	As req.	
34	83-7891	Styling-side panel LH Smokey Flame	As req.	
35	83-7892	Styling-side panel RH Smokey Flame	As req.	
NI	83-7910	Rubber-panel fixing	2	2
NI	60-7397	Retainer-rubber to frame	2	2



MUDGUARDS-FIXINGS

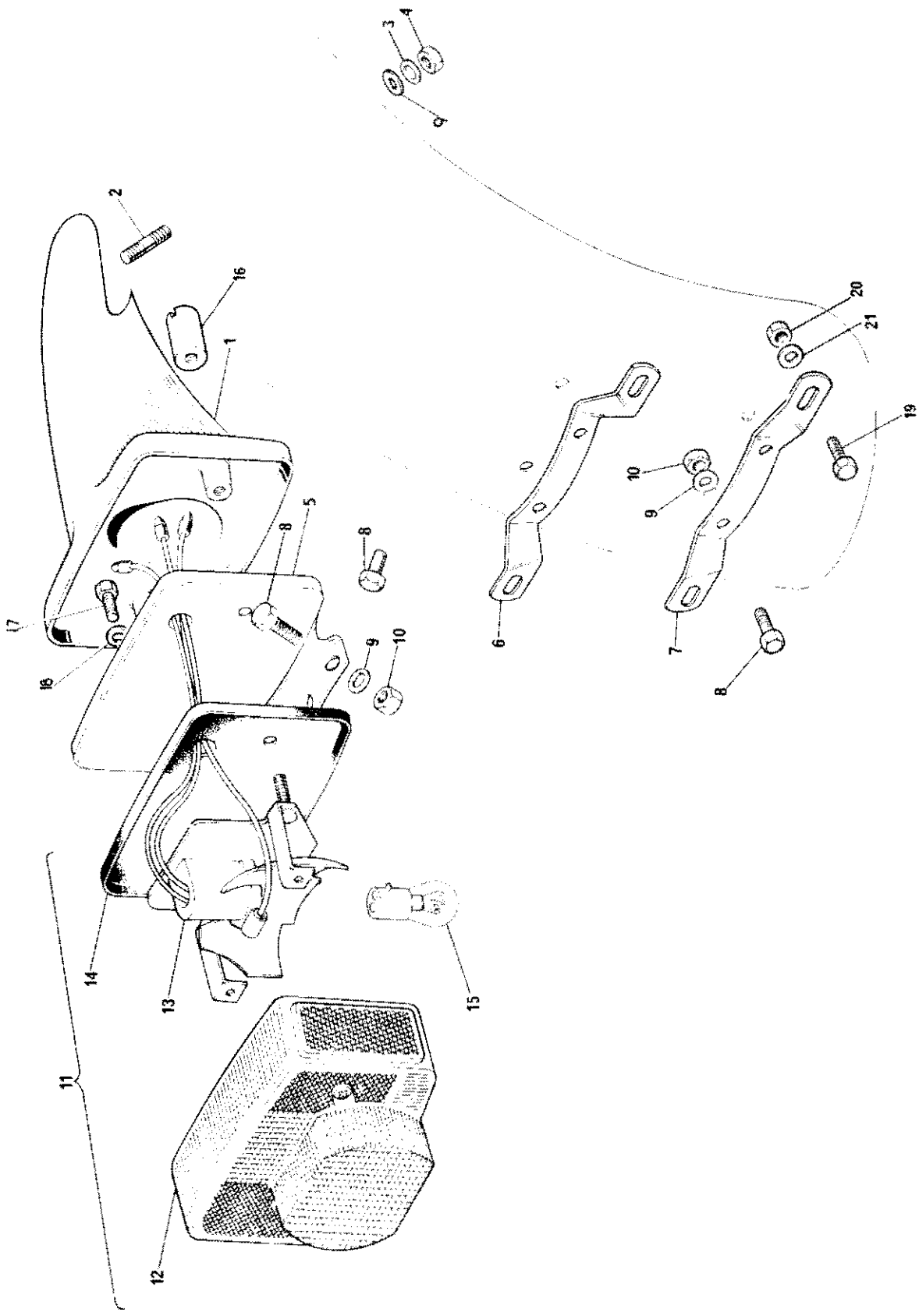




## MUDGUARDS - FIXINGS

QUANTITY

Ref. No.	Part No.	Description	Quantity
1	97-7138	Front mudguard	1
2	97-7004	Bridge piece assembly	1
4	14-2205	Screw, bridge piece to blade	3
5	21-7025	Washer plastic	3
8	14-1201	Nut - screw, bridge to blade	3
9	97-4552	Rear stay	1
10	14-0101	Bolt, rear stay to blade	2
11	60-4245	Washer	2
12	14-1201	Nut	2
13	14-6114	Bolt, stay to spindle cap	2
14	60-2428	Washer spring	2
15	14-0103	Bolt, bridge piece to fork leg	4
16	60-2427	Washer spring	4
17	83-7830	Rear mudguard	1
18	14-0101	Bolt	2
19	60-2329	Washer	2
20	14-1301	Nut	2
21	83-2796	Lower front bracket	1
22	14-0114	Bolt	2
23	60-2330	Washer	2
24	14-1302	Nut	2
25	83-7547	Grab rail	1
26	14-0102	Bolt	2
27	60-2329	Washer	2
28	14-1301	Nut	2
29	21-7025	Washer plastic	2
N/I	60-7206	Label - grab rail rack	1

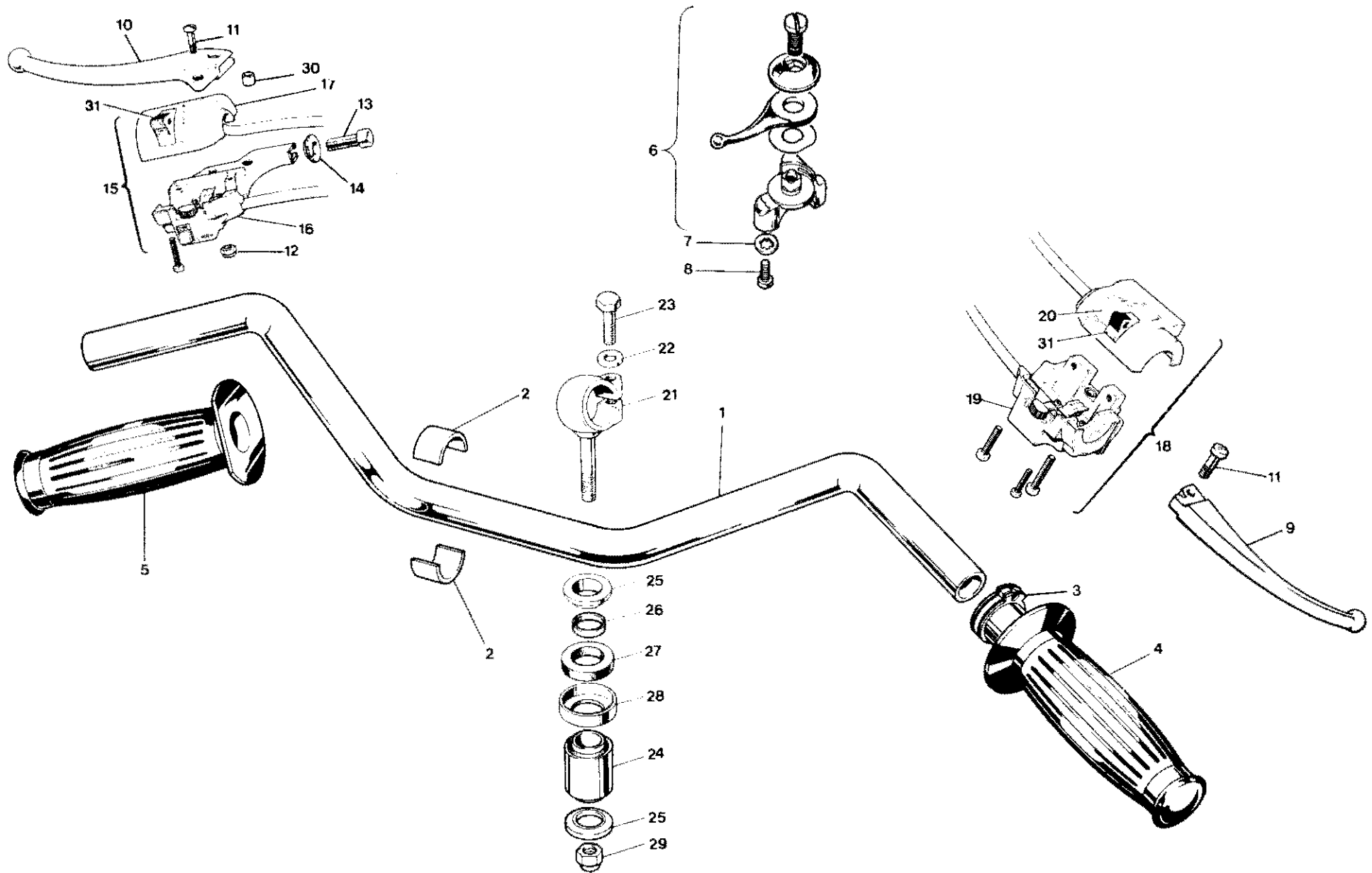


C 50

TAIL LAMP AND SUPPORT

## TAIL LAMP AND SUPPORT

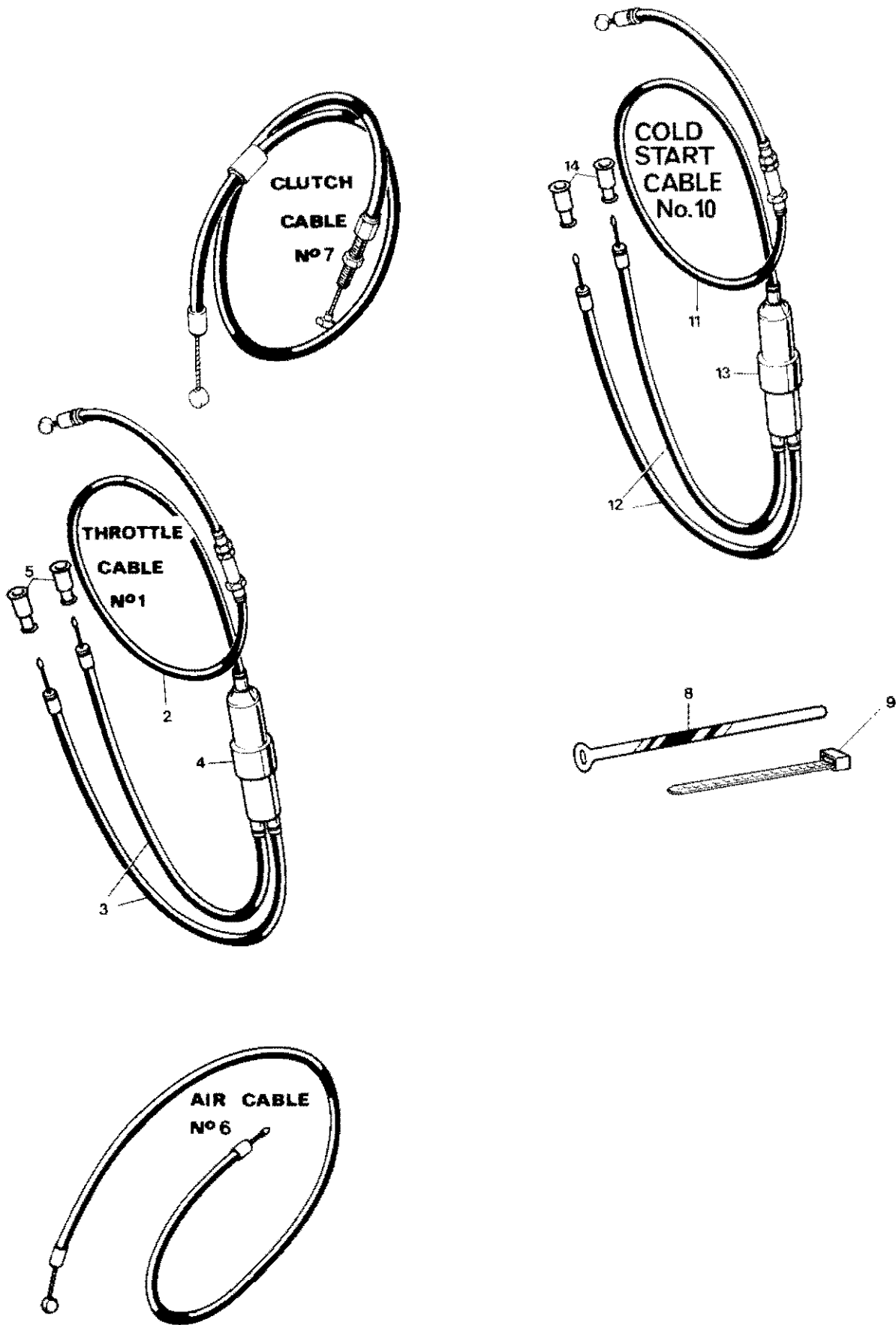
Ref. No.	Part No.	Makers Part No.	Description	Quantity	Remarks
1	83-7094	-	Tail lamp carrier	1	
2	21-2225	-	Stud	1	} Tail lamp support to fender
3	60-4250	-	Washer	1	
4	14-0301	-	Nut	1	
5	83-5001	-	Support plate	1	
6	83-4784	-	Rear No. plate bracket - top	1	
7	82-6850	-	Rear No. plate bracket - bottom	1	
8	14-0102	-	Bolt	4	} No. plate brackets and support plate to fender
9	60-2329	-	Washer	5	
10	14-1301	-	Nut	4	
11	06-8029	56515	STOP TAIL LAMP	1	
12	06-8058	54585314	Lens	1	less side reflex
13	99-7065	54584931	Base assembly	1	Less side reflex
14	99-7066	54583924	Gasket	1	
15	99-0542	380	Bulb	1	
16	83-4800	-	Sleeve nut, lamp to back plate	2	
17	14-7804	-	Screw support plate to carrier	1	
18	70-1612	-	Serrated washer	1	
NI	83-4806	-	Wiring protector	1	} Not illustrated
NI	60-4103	-	Grommet, flasher wire	1	
NI	83-5105	-	'U' grommet, lamp carrier	2	
NI	97-0961	-	Grommet, mudguard for wiring	2	
NI	60-4440	-	Grommet, flasher wires	2	
19	14-0101	-	Bolt - number plate attachment	4	
20	14-1301	-	Nut	4	
21	60-2329	-	Washer	4	
11	99-7045	56513	STOP TAIL LAMP	1	c/w side reflex
12	99-7046	54584930	Lens	1	c/w side reflex
13	99-7056	54584931	Base assy.		
14	99-7066	54583924	Gasket		
15	99-0542	380	Bulb		



HANDLEBAR AND CONTROL LEVERS

## HANDLEBARS AND CONTROL LEVERS

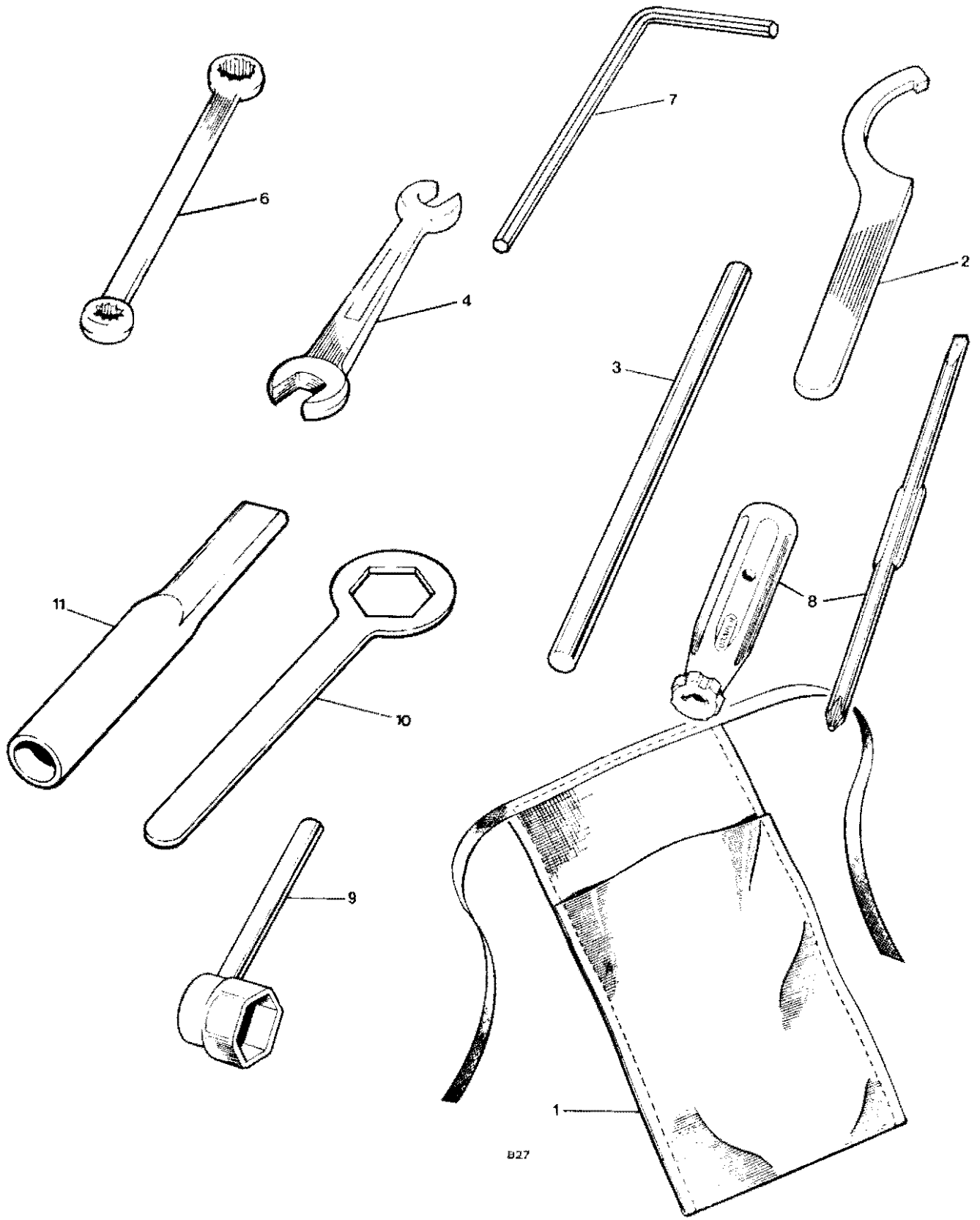
Ref. No.	Part No.	Makers Part No.	Description	Quantity	Remarks
1	97-7040		Handlebar	1	HIGH BAR
1	97-7041		Handlebar	1	LOW BAR
2	97-1425		Sleeve, handlebar mounting	4	
3	60-7144		TWIST GRIP c/W GRIP	1	
4	97-2125		Grip, right hand	1	
5	97-2142		Grip, left hand	1	
6	60-3567		AIR CONTROL LEVER	1	
6A	60-3246		Cold start control lever	1	T140 only
7	70-1612		Shakeproof washer	2	
8	60-3896		Screw	2	
9	97-5074		Front brake lever blade	1	
10	97-7035		Clutch lever blade	1	
11	21-7036		Pivot pin - clutch lever	1	
11	21-2191		Pivot pin - brake lever	1	
12	14-1901		Nut-Pivot pin	2	
13	60-3585		Adjuster	1	
14	60-3586		Lockring	1	
15	60-7329		Handlebar switch L.H.	1	
16	99-7137		Switch bottom half L.H.	1	
17	99-7136		Switch top half L.H.	1	
18	60-7327		Handlebar switch R.H.	1	K/S only
19	99-7135		Switch bottom half R.H.	1	K/S only
20	99-7134		Switch top half R.H.	1	
21	97-2291		Handlebar eye bolt	2	
18	60-7328		Handlebar switch RH	1	E/S only
19	99-		Switch bottom half RH	1	E/S only
22	82-1335		Washer	2	
23	21-0589		Bolt	2	
24	97-1527		Metalastik bush	2	
25	97-1529		Hemispherical washer	4	
26	97-1581		Distance piece	2	
27	97-1580		Rubber washer	2	
28	97-2221		Cup	2	
29	14-1303		Nut	2	
30	97-7053		Pivot bush - clutch lever	1	
N1	60-7249		Mirror L. & R.H.	1	
N/I	60-7201		Cable tie	4	
31	99-7138		Knob c/w screw and slider	2	



**CONTROL CABLES**

## CONTROL CABLES

Ref. No.	Part No.	Description	Quantity	Remarks
1	60-7151	Throttle cable cte	1	T140 High bar
2	60-7149	Throttle cable T/Grip to junct block	1	T140 High bar
3	60-7084	Throttle cable junct block to carb	2	T140 High bar
1	60-7145	Throttle cable cte	1	T140 Low bar
2	60-7150	Throttle cable T/Grip to junct block	1	T140 Low bar
3	60-7084	Throttle cable junct block to carb	2	T140 Low bar
4	60-0685	Throttle cable Junction block	1	T140
5	60-7118	Sheath - Throttle cable adjstr	2	T140
Not Illus.	60-7184	Throttle cable cte	1	TR7 High bar
Not Illus.	60-7183	Throttle cable cte	1	TR7 Low bar
6	60-4194	Air control cable	1	TR7 universal
7	60-3925	Clutch cable	1	T140-TR7 High bar
7	60-4168	Clutch cable	1	T140 TR7 Low bar
8	60-4254	Cable clip aluminium	8	
9	60-7202	Cable clip plastic	21	
N1	60-4258	Cable clip rubber	1	
10	60-4194	Cold start cable CTE	1	T140 Universal
11	60-7388	Cold start cable-lever to junction box	1	T140 Universal
12	60-7084	Cold start cable-junction box to carb.	2	T140 Universal
13	60-0685	Junction box	1	T140 Universal
14	60-7118	Sheath-cable adjuster	2	T140 Universal



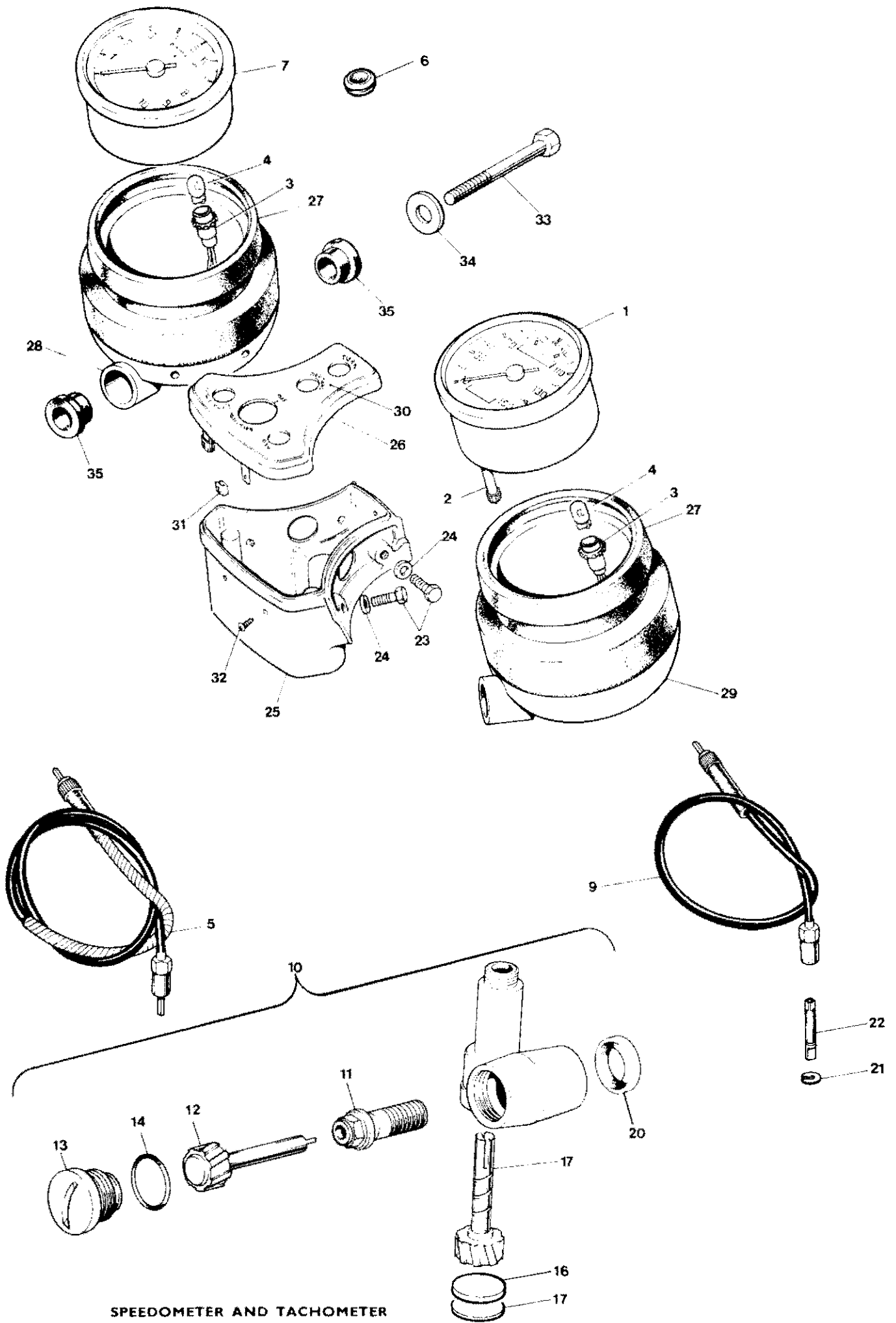
B27

TOOLKIT



## TOOLKIT

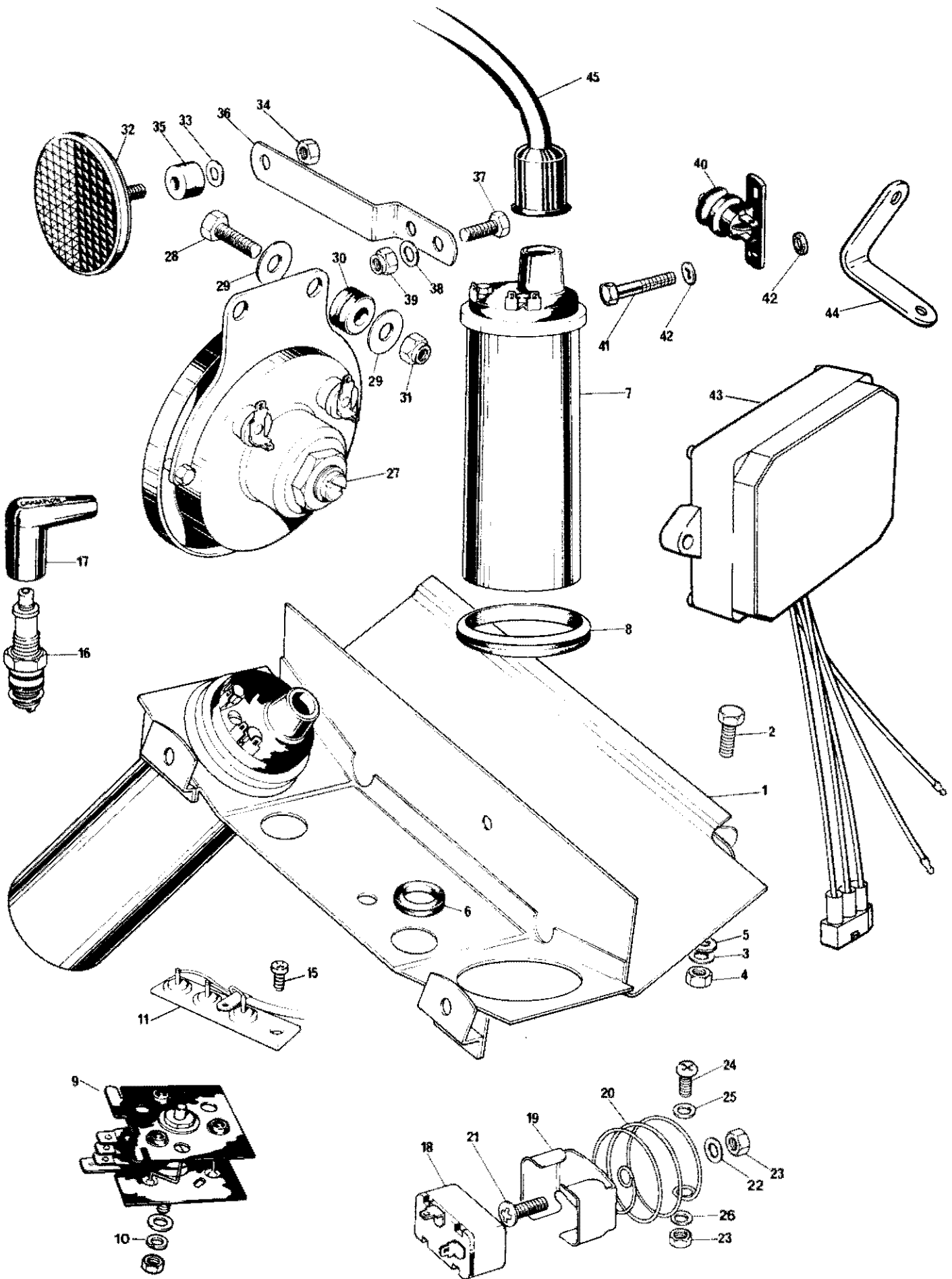
Ref. No.	Part No.	Description	Quantity	Remarks
1	60-7166	TOOLKIT COMPLETE	1	
1	60-0291	Tool roll	1	
2	60-2184	Damper unit spanner	1	
3	60-7041	Tommy bar, for rear wheel	1	
4	60-2084	Spanner - open end	1	
6	60-1907	Ring spanner	1	
7	60-7167	Key for hex socket screw	1	
8	60-0767	Screw driver	1	
9	60-1050	Plug spanner	1	
10	60-7068	Rear wheel spanner	1	
11	60-7069	Lever for spanner	1	



SPEEDOMETER AND TACHOMETER

## SPEEDOMETER AND TACHOMETER

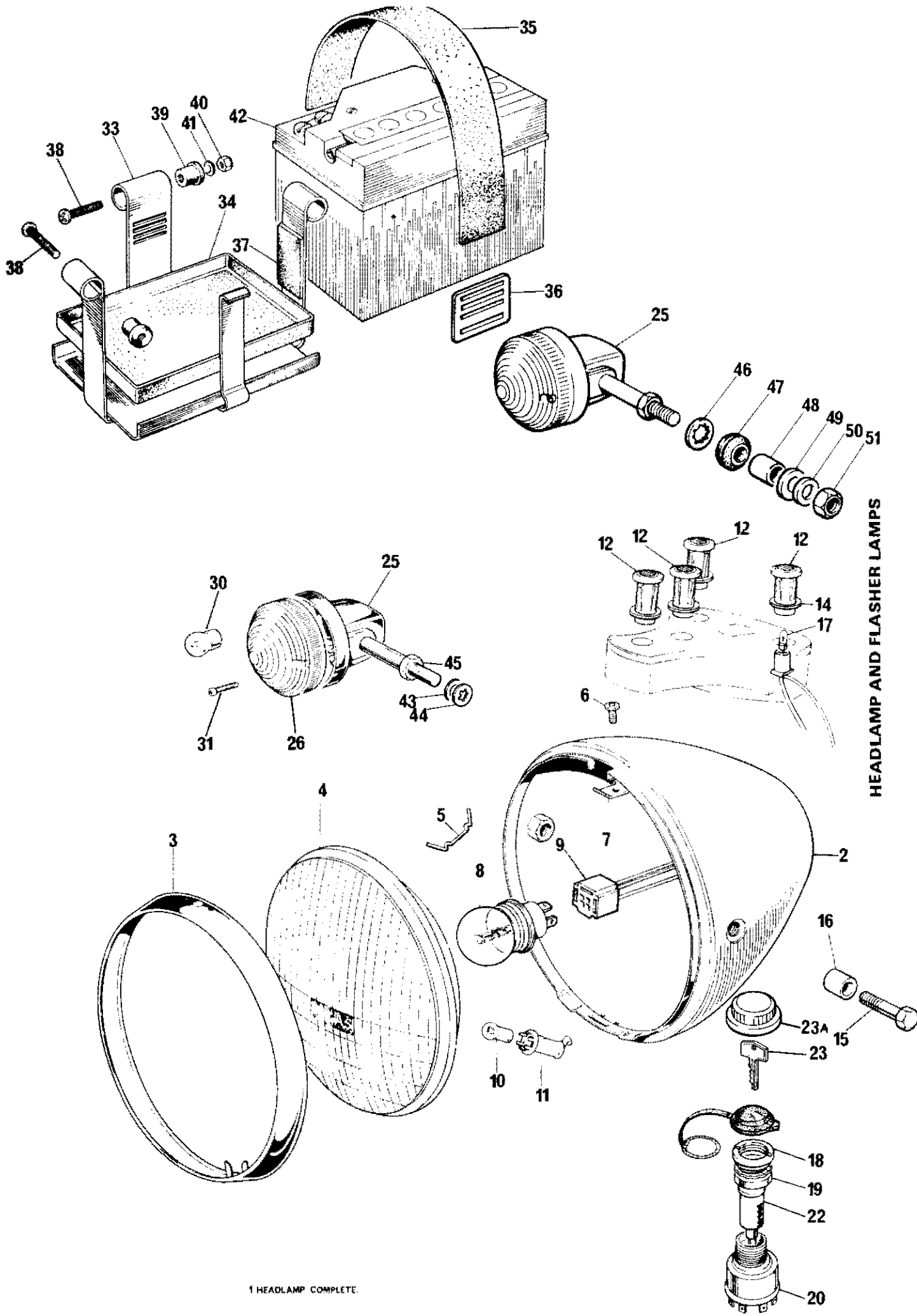
Ref. No.	Part No.	Makers Part No.	Description	Quantity	Remarks
1	60-7272		Speedometer head MPH85 - veglia	1	
1	60-7222		Speedometer head MPH150 - veglia	1	
1	60-7270		Speedometer head KPH250 - veglia	1	
2	60-7207		Trip control	1	
4	99-7050	504	Bulb	1	
5	60-3376		Speedo cable assy	1	
6	60-7221		Grommet - bulb holder	2	
7	60-7223		Tachometer head - veglia	1	
9	60-0578		Tachometer cable	1	
10	71-7011		TACHOMETER GEARBOX	1	
11	70-9332		Securing screw assy	1	
12	70-5157		Driving gear	1	
13	71-2480		End plug driving gear	1	
14	60-3355		'O' ring	1	
15	71-2653		Driven gear	1	
16	71-7012		Thrust cup	1	
17	71-2481		Welch plug	1	
20	70-7351		Sealing washer	1	
21	60-0494		Circlip	1	
22	99-0173	31-371-398	Spade	1	
23	14-6104		Bolt carrier to s/w box	4	
24	60-2427		Spring washer	4	
25	97-4577		Switch box	1	
26	97-5000		Panel assy - includes line 30	1	
27	97-4573		Rubber cup	2	
28	97-4574		Instrument carrier LH	1	
29	97-4575		Instrument carrier RH	1	
30	60-4622		Identification sheet	1	
31	60-4503		Spire nut	3	
32	21-0762		Screw - panel to s/w box	3	
33	14-0235		Bolt	2	
34	60-2340		Plain washer	2	
35	97-4588		Rubber bush	4	



**COIL,CAPACITOR PACK, FLASHER UNIT, ZENER DIODE AND HORN**

## ELECTRICAL COMPONENTS

Ref. No.	Part No.	Makers Part No.	Description	Quantity	Remarks
1	83-7502	-	Coil and tool tray assembly	1	
2	14-0102	-	Bolt	1	} Coil and tool tray attachment, rear.
3	60-2329	-	Washer	2	
4	14-1301	-	Nut	1	
5	70-7554	-	Rubber washer	1	
6	82-6784	-	Grommet, wiring harness	2	
7	60-7131	45220	Ignition coil (17-M-6)	2	
8	82-9561	-	Coil grommet	2	
9	99-7051	83539	Rectifier complete with nut	1	negative earth
10	70-3887	-	Shakeproof washer	1	
11	60-7326	-	Diode pack-zener	1	
15	21-7084	49589	Screw-zener fixing	2	
16	60-7237	N5	Sparking plug	2	
17	60-0262	WC200	Plug cover	2	
17	60-7124		Plug cap - screened	2	
17	60-7125		Cover - for cap screened	2	
18	99-1201	35048	Flasher unit	1	
19	99-1204	54385091	Clip, flasher unit	1	
20	60-3614	54386637	Spring	1	} Flasher unit attachment
21	21-2079	-	Screw	1	
22	60-2391	-	Washer	1	
23	21-7009	-	Nut	2	
24	21-2079	-	Screw - spring to tool tray	1	
25	97-1388	-	Plain washer	1	
26	60-2416	-	Washer	2	
27	60-7067	70276	Horn	1	
28	14-0103	-	Bolt	2	} Horn attachment
29	60-2347	-	Washer	4	
30	60-3161	-	Grommet	2	
31	14-1301	-	Nut	2	
32	99-1161	57183	Reflector - amber	2	
33	60-2416	-	Washer	2	} Reflector Mounting
34	82-3799	-	Nut	2	
35	83-3522	-	Mounting rubber	2	
36	83-3764	-	Reflector bracket	2	Use with 4 gall tank
37	21-2120	-	Bolt	2	} Bracket to frame
38	60-2391	-	Washer	2	
39	21-0778	-	Nut	2	
40	99-1028	34815A	Rear stop light switch 118SA	1	
41	21-7010	-	Screw, rear stop switch	2	
42	97-1388	-	Plain washer	4	
43	60-7130	-	Amplifier unit	1	
44	83-7869	-	Bracket-amplifier unit fixing	2	
NI	14-0102	-	Bolt-bracket fixing	2	
NI	60-2329	-	Washer-bracket fixing	2	
NI	14-1301	-	Nut	2	
NI	14-0102	-	Bolt-amplifier to bracket	2	
NI	14-1301	-	Nut-amplifier to bracket	2	
45	60-3923	-	HT cable	2	Non-screened
45	60-7120	-	HT cable-use with screened cap	2	C/W rubber sleeve

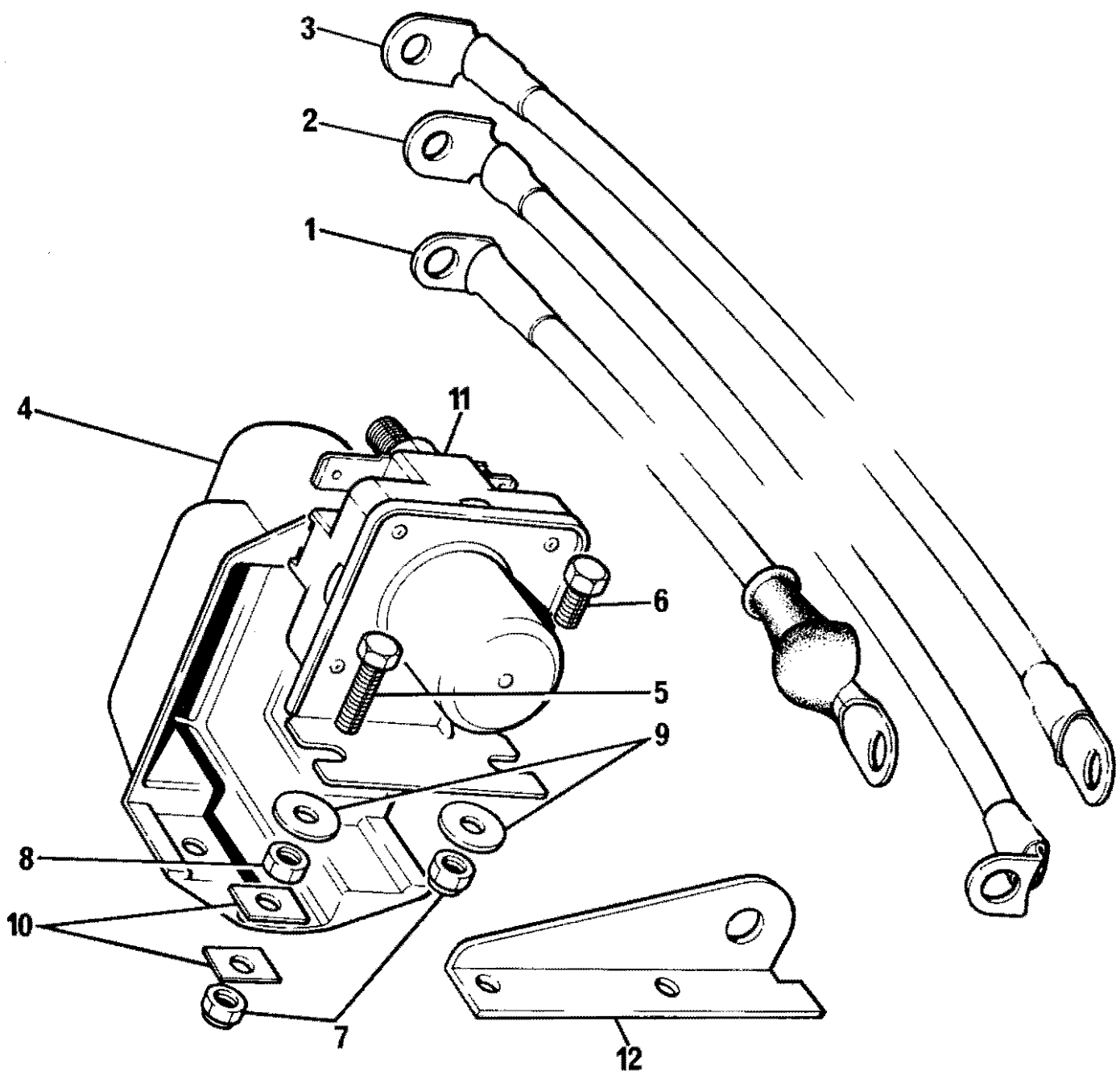


HEADLAMP AND FLASHER LAMPS

1 HEADLAMP COMPLETE.

## ELECTRICAL COMPONENTS

Ref. No.	Part No.	Makers Part No.	Description	Quantity	Remarks
1	99-7052	61386	Headlamp cte LH dip	1	left hand dip
1	99-7053	61387	Headlamp cte RH dip	1	right hand dip
2	99-7098		Headlamp shell only	1	
3	99-0692	553248	Headlamp rim	1	
4	99-7010	54512672	Light unit	1	left hand dip
4	99-7060	54522680	Light unit	1	Right hand dip
5	99-0683	504665	Fixing wire	6	
6	99-1189	144921	Screw	1	
7	99-0690	534296	Plate	1	
8	06-8019	410	Main bulb 45/40 w	1	
9	99-7061	553738	Adaptor	1	
10	99-0584	989	Pilot buib	1	
11	99-7064	54573590	Pilot bulb holder	1	
12	99-1208	54363454	Warning light, red	1	
12	99-1209	54363455	Warning light, green	1	
12	99-1207	54363453	Warning light, amber	1	
12	99-7054	54361250	Warning light, blue	1	
14	99-1210	54140331	Sealing washer	3	
15	99-7012	54115106	Bolt - headlamp mounting	2	
16	97-4125	-	Distance piece, headlamp bolt	2	
17	99-0537	281	Bulb, warning light	3	
18	97-7120		Ignition switch nut	1	
19	97-4596	143086	Ignition switch spacer	1	
20	99-7055	54531899	Ignition switch	1	
22	82-6981	-	IGNITION LOCK WITH KEY	1	
23	60-0622	-	Ignition key	1	State serial No.
23A	97-7123		Cap-ignition key	1	
24	60-7335	-	Cover, ignition switch	1	
25	60-4104		FLASHER LAMP FRONT	2	
25	60-7172		FLASHER LAMP REAR	2	
26	19-1191	54581638	Lens	1	
30	99-1192	382	Bulb	1	
31	99-1193	54123401	Screw	2	
33	83-7504	-	Battery carrier assembly	1	
34	82-8091		Battery tray moulding	2	E/S model
34	82-8091		Battery tray moulding	1	K/S model
35	82-9353	-	Retaining strap	1	
36	82-9355	-	Buckle	1	
37	83-7235	-	Protective strip	4	
38	83-2508	-	Shoulder screw	3	
39	82-6039	-	Rubber bush	3	} Battery carrier mounting
40	14-1301	-	Nut	1	
41	60-2329	-	Plain washer	1	
42	60-7088		Battery	1	K/S model
	60-7317		Battery	1	E/S model
43	60-2332		Plain washer	2	} Flasher lamp stanchion Front.
44	37-2331		Serrated washer	2	
45	14-0404		Nut	4	
NI	99-7056		Main wiring harness	1	
NI	60-7199		Earth lead - amplifier box	1	
NI	60-7198		Rear sub harness	1	
NI	60-7279		Earth lead - rear dir indicator	2	
46	83-7558		Dimpled washer	2	} Flasher lamp stanchion Rear.
47	82-5753		Grommet	2	
48	83-7559		Distance tube	2	
49	60-2350		Washer plain	2	
50	60-2332		Washer plain	2	
51	14-0404		Nut	4	





## ELECTRICAL COMPONENTS

Ref. No.	Part No.	Description	Quantity	
			TR7 T140	VS ES
1	60-7320	Lead-starter to solenoid	1	
2	60-7321	Lead-battery to solenoid	1	
3	60-7322	Lead-battery to earth	1	
4	83-7644	Cover-solenoid switch	1	
5	23-1015	Screw-upper solenoid fixing	1	
6	23-1012	Screw-lower solenoid fixing	1	
7	23-2161	Nut-Solenoid cover and fixing	2	
8	23-2001	Nut	1	
9	97-1388	Washer	2	
10	21-7105	Washer-cover fixing	2	
11	60-7318	Solenoid starter switch	1	
12	83-7737	Bracket-solenoid fixing	1	

**EXECUTIVE T140 E.S.**

Parts additional or different from STD T140

PART NO.	DESCRIPTION	QUANTITY	REMARKS
<b>STYLING PANELS</b>			
83-7760	Styling panel L.H. red c/w transfer	1	
83-7761	Styling panel R.H. red c/w transfer	1	
83-7923	Styling panel L.H. blue c/w transfer	1	
83-7924	Styling panel R.H. blue c/w transfer	1	
60-7364	Transfer 'Limited Edition'	2	
83-7317	Name plate for panel	2	
<b>FRONT MUD GUARD</b>			
97-7126	Front guard red	1	
97-7145	Front guard blue	1	
<b>REAR MUD GUARD</b>			
83-7759	Rear guard red	1	
97-7926	Rear guard blue	1	
<b>TWIN SEAT</b>			
83-7911	Twin seat	1	
83-7826	Twin seat cover	1	
<b>PETROL TANK</b>			
83-7762	Petrol tank 4 gall red	1	
83-7925	Petrol tank 4 gall blue	1	
60-7358	Badge-petrol tank	2	
21-7048	Screw for badge	4	
<b>FRONT FAIRING</b>			
60-7359	Fairing red c/w screen & fittings	1	
60-7360	Fairing red c/w screen	1	
60-7404	Fairing blue c/w screen & fittings	1	
60-7405	Fairing blue c/w screen	1	
97-7127	Bracket-fairing top fixing L.H.	1	
97-7139	Bracket-fairing top fixing R.H.	1	
94-0236	Bolt L & R.H. bracket to top yoke	1	
97-7128	Bracket-fairing bottom fixing L.H.	1	
97-7129	Bracket-fairing bottom fixing R.H.	1	
21-1043	Bolt fairing to bottom bracket	2	
21-7098	Nut-dome for bolt	2	
83-7775	Bracket-Indicator mounting	2	

**EXECUTIVE T140 ES (Continued)**

PART No.	DESCRIPTION	QUANTITY	REMARKS
<b>PANNIERS &amp; TOP BOX</b>			
83-7766	Pannier set & top box c/w fittings red	1	
83-7927	Pannier set & top box c/w fittings blue	1	
83-7767	Pannier frame c/w lock L.H.	1	
88-7768	Pannier frame c/w lock R.H.	1	
83-7769	Bridge stay-pannier frame	1	
83-7770	Side rail	2	
83-7771	Bottom stay	2	
83-7772	Top box support L.H.	1	
83-7773	Top box support R.H.	1	
83-7774	Frame-top box c/w lock	1	
83-7775	Bracket-Indicator mounting	2	
23-1043	Bolt pannier assy top	10	
23-1040	Bolt pannier assy bottom	4	
23-1557	Washer for bolt	4	
23-1033	Bolt-top box to frame	4	
23-1556	Washer for bolt	4	
83-7776	Pannier case red L.H.	1	
83-7777	Pannier case red R.H.	1	
83-7928	Pannier case blue L.H.	1	
83-7929	Pannier case blue R.H.	1	
83-7778	Top box red	1	
83-7390	Top box blue	1	
60-7172	Direction indicator	2	
60-7361	Lead-Direction indicator rear	2	

**FOR ALL OTHER COMPONENTS. REFER TO T140ES AT APPROPRIATE PAGES.**